

# ACTIVITY REPORT

2021-2022




**MEDICAL RESEARCH FOUNDATION**

Old No. 18, New No. 41, College Road, Chennai 600 006



75 Healthcare  
**CHANGEMAKERS**  
IN INDIA SINCE INDEPENDENCE



**Dr. S. S. Badrinath**

*Founder and Chairman Emeritus, Sankara Nethralaya*

*Sankara Nethralaya family renews our vow to serve the nation with  
sincerity, dedication and utmost love*



## Contents

Patient Care	1-9
Community Service	10-25
Research	26-76
Training & Academics	77-80
Honours & Awards	81-94



# 10 CENTERS ACROSS INDIA

## **Sankara Nethralaya Main Hospital**

Old No.18, New No.41, College Road, Chennai-600006

## **Jagadguru Kanchi Sri Chandrasekarendra Saraswathi Nethra Nilayam**

21, Pycrofts Garden Road, Chennai-600 006

## **Dr. V. G. Appukutty Campus**

**C.U. Shah Sankara Nethralaya & Jaslok Community Ophthalmic Centre  
Academy - Elite School Of Optometry & The Sankara Nethralaya Academy**  
No.8, GST Road, St. Thomas Mount, Chennai-600 016

## **Sankara Nethralaya R A Puram**

New no.30, Old no.73, Kamarajar Salai, R A Puram, Chennai-600 028

## **Smt. T. K. Lakshmi Ammal and Smt. T.K. Alamelu Ammal Sankara Nethralaya**

New No 39. Old no. 19, 1st Main Road, East Shenoy Nagar, Chennai-600 030

## **Suraj Sankara Nethralaya**

No. 34, Dharmaraja Koil Street, Chetpet Post & Taluk, Tiruvannamalai Dist-606801

## **Sri City Sankara Nethralaya**

Sri City Medical Care Center, 305, North, 2nd street, Sector3,  
Sri City, Varadaiahpalem Mandal Chittoor Dist, AP-517541

## **Aditya Birla Sankara Nethralaya**

No.147, Barakhola, Mukundapur, E M Bypass, (Near Santhoshpur Connector) Kolkata - 700 099

## **Kamalnayan Bajaj Sankara Nethralaya**

Premises No.25-3333, Plot No. D J 16, Action Area-2, Kolkata - 700156

## **Sankara Nethralaya RSM Square**

No.10, Raja Subodh Mallik Square Kolkata - 700013



# PATIENT CARE

# SANKARA NETHRALAYA



## PATIENT CARE

Dr. S. S. Badrinath's philosophy is absorbed into the very fabric of Sankara Nethralaya. The missionary spirit is observed and practiced by the ophthalmologists, medical staff and the non-medical staff who are all imbued with the utmost sincerity, dedication, and compassion. Sankara Nethralaya has established 6 branches in Tamilnadu, 3 in Kolkata and 1 in Andhra Pradesh to serve the needy and indigent who come to us with many ophthalmic issues.

The hospital maintains the highest uniform quality at all its eye healthcare centres, motivated purely by service to the needy, with no bias towards those who can afford to pay for healthcare.

### Performance in 2021-2022

Outpatient Consultations	652517
Major Outpatient Procedures	128764
Surgical Procedures	49353

### Department of Eye Bank Activities

The Details of Corneal Transplant services during the period April 2021 - March 2022 are as follows:

1. Total Number of eyes Collected: **836 Nos**
2. Total Number of Corneal Transplant surgeries performed: **519 Nos**

# SANKARA NETHRALAYA



## NABH Accreditation Status for Entire SN

S.No	SN Location	Accreditation	Last Audit Date	Accreditation Status	Certificate valid	
					From	To
1	Sankara Nethralaya Main	Eye care organization Final Assessment completed	15 <sup>th</sup> & 16 <sup>th</sup> March 2022	Final assessment certificate under process	-	-
2	JKCN	Eye care organization Accredited	22 <sup>nd</sup> & 23 <sup>rd</sup> Nov'2021	Accredited	30.03.22	29.03.25
3	C U SHAH Sankara Nethralaya	Eye care organization Accredited	7 <sup>th</sup> & 8 <sup>th</sup> June'2019	Accredited	03.12.19	02.12.22
4	Kamalnayan Bajaj Sankara Nethralaya	Eye care organization Accredited	12 <sup>th</sup> & 13 <sup>th</sup> July '2022 Re certification assessment completed	Accredited Re Certificate assessment under	27.07.19	26.07.22
5	Aditya Birla Sankara Nethralaya	Eye care organization Accredited	25 <sup>th</sup> & 26 <sup>th</sup> June'2022 Re certification assessment completed	Accredited Re Certificate assessment under	-	-
6	Sankara Nethralaya RA puram	Waiting for the final assessment	-	-	-	-



## Activities Of The Quality Management

1. Patient feedback analysis: Patient feedback were analyzed on day-to-day basis and reported to the top management.
2. Patient complaints: The minor complaints are solved by the quality team and the major complaints are addressed to the top management for their inputs and resolved subsequently.
3. Manual Updates: Manuals are revised annually after review by the quality department.
4. Internal audits: Internal audits are conducted at regular intervals for all locations.
5. Conducting external NABH audit and findings are shared with the concerned department for necessary action and closing the noncompliance as per NABH requirements.
6. Quality Indicator Meeting: Quality indicator meeting conducted for all the location. Indicators are discussed in the meeting and the suggestions of Top management fulfilled as per the NABH standards.
7. Quality assurance committee meetings are conducted once in six months along with top management.
8. New Safety committee formed. New Chairperson for Medical and non — Medical safety officer were nominated.
9. Patient safety week was celebrated and best patient safety campaigners were rewarded. Incident reporting form was revised for better compliance.
10. Facility rounds are being carried out on a regular basis
11. Data Validation of quality indicator being carried out for regular basis
12. Monitoring of MOCK drills (code blue, pink, red, disaster management)
13. Patient safety program audit (International safety goals ) conducted for (All location)
14. Committee evaluation carried out for all the locations.
15. Analysis of near miss and adverse event analysis (Medical and Non-Medical)
16. Training and development: Orientation for the new comers, and as per the yearly training calendar the trainings are conducted in all the location.



## **Fund Raising Activities**

### **State Bank of India's Shri Challa Sreenivasulu Setty MD (R&DB) and Shri R. Radhakrishna, CGM Chennai circle, Inaugurate New Humphrey Visual Field Analyzer**

- ❖ One of the earliest corporate and public sector organizations to join our fight to bring vision to the have-nots was the State Bank of India in an era when corporate social responsibility (CSR) was unknown in India.
- ❖ State Bank of India had previously contributed a large sum for the second floor at the A. Sivasailam Block, JKCIN, as part of its Corporate Social Responsibility Initiative. In a commendable demonstration of concern and solidarity with its cause the CSR department of the SBI agreed immediately to fund the entire cost of a New Humphrey Visual Field Analyzer (Glaucoma diagnostic equipment).
- ❖ Shri Challa Sreenivasulu Setty MD (R&DB) SBI inaugurated the medical equipment on Tuesday, 21-02-2022 in the presence of Shri R. Radhakrishna, CGM Chennai circle, Dr. Girish S. Rao, President, G. Ramachandran, Honorary Secretary & Treasurer, Dr. T. S. Surendran, Vice Chairman & Director of Pediatric Ophthalmology, Dr. Ronnie George, President & Director — Research, Director — Glaucoma Services, Mr. Suresh Kumar P. and Ms. Kavitha B.

### **Sankara Nethralaya's Virtual Concert In Aid of Indigent Patients**

- ❖ Sankara Nethralaya USA's patriotic songs concert raised \$101,010 to restore vision to 1,554 indigent patients. Indian patriotic songs concert was organized on January 30th, 2022, and it was telecasted by major TV channels such as, ManaTV, TVAsia Telugu, SakshiTV, TV5, 99TV, and GNN.
- ❖ The program had a great response and Sankara Nethralaya USA raised a huge sum to restore vision to over 1500 needy patients.

### **Sankara Nethralaya USA virtual concert helps to restore vision for 8,000 patients**

- ❖ Renowned playback singer and music director, Parthu Nemani along with his music team presented virtual semi classical devotional music program on December 19th, 2021, and it was telecast by major channels such as Mana TV, TV Asia Telugu, Sakshi TV, etc. The Sankara Nethralaya USA year-end campaign raised an impressive sum to restore vision for 8,000 deserving patients.

## Human Resources And Development

Particulars	As on 31/03/2022	As on 31/03/2021
Consultants *	142	146
Executives & Optometrists	567	509
Staff	786	821
<b>TOTAL</b>	<b>1495</b>	<b>1476</b>

\* Includes Ophthalmologists, Anaesthetists & Physicians

In view of the COVID-19 Pandemic, the safety of our employees was of primary concern. It was ensured that strict COVID protocols were followed at all times. More than 95% of the employees have had their Covid vaccination.

Independence Day and Republic Day was celebrated and Service Award to employees for their long years of service at Sankara Nethralaya were distributed.



Independence Day



Republic Day

- ❖ Employee's children who secured more than 70% were given the Dhingra Award of scholarship.
- ❖ Employee Satisfaction Surveys were conducted to understand employee morale and job satisfaction levels across all departments of SN
- ❖ Foundation Day Celebrations was conducted in a virtual manner with live streaming. The program included cultural events which had active participation of employees from Chennai and Kolkata.
- ❖ Rangoli competition and Lucky Draw marked the celebration of Women's Day at SN.
- ❖ Employees received gifts for Ayudha Pooja and sweets for Diwali.
- ❖ Training programs for employees, viz mandatory programs, technical training and soft skills sessions were imparted to employees at all centers.

### Dhingra Award



### Sankara Nethralaya's Women's Day 2022 Celebrations

To mark International Women's Day, 8th March, 2022, the institution held a small celebratory gathering for the ladies of Sankara Nethralaya in KNBIRVO block at around 4pm. After a gap of nearly 3 years, a Rangoli competition for the artists of SN to show their talents and a lucky draw were organised.

There were many enthusiastic participants and the judges could only choose 3 winners for the Rangoli competition.

The event was a well-deserved opportunity for the busy ladies of Sankara Nethralaya to unwind and give wing to their creativity.

## **UV Safety Awareness Highlights**

UV safety awareness is observed each year in July. The event is promoted by organizations such as the American Academy of Ophthalmology and the U.S. Department of Veterans Affairs emphasizing the health impact of ultraviolet rays on our body and eye. The campaign also works on educating people about effective and appropriate UV protection.

The Occupational Optometry Services of Sankara Nethralaya aimed to spread awareness to their employees and patients through interactive sessions, where they can participate and gain knowledge. Employees from various departments / centers participated in the event. The fun filled learning contests was conducted for 3 weeks displaying the themes: Basics of UV, causes & effects and finally the protection from UV. Amidst the busy work life a total of 60 responses were received and creative posters were prepared by employees explaining the aspects of UV and protection against the effects.

## **Sankara Nethralaya celebrates World Diabetes Day**

This year a camp was conducted for people with diabetes who were hospitalized for COVID 19 infection. The theme of WDD this year was to improve the access of care to people with diabetes.

Close to 600 patients were called on 14th November 2021 to the main branch for assessment. This was done over 2 weeks with the help of the Communication department and Diabetic retinopathy team who called eligible patients and gave appointments. The patients were given counselling and advice by dietician on controlling blood sugar levels. Additionally, this year special yoga which included breath control and simple yoga exercises were included.

Besides this initiative, Dr Rajiv Raman wrote an article in "Hindu" a leading newspaper in Tamilnadu explaining Frequently Asked Questions on Diabetic retinopathy. In addition, an article with input of Dr RRN on Diabetic Retinopathy written by Mr A P Irungovel, Manager- Medical Sociology was published in the Famous Tamil Weekly Kalki.

Sankara Nethralaya celebrates World Diabetes Day





# COMMUNITY SERVICE

# “The **BEST MANAGED** Charitable Organisation In India”



Sankara Nethralaya replenishes my faith in the future of India. It makes me feel proud that I am in the midst of human beings who are human and who make this country great by their dedication, by their sense of discipline and by their service to their fellow men.”

**Nani A Palkhivala** – Legal legend and former Indian Ambassador to USA

# SANKARA NETHRALAYA



## HEARTFELT STORY

Ratan Sardar, a patient story from Sankara Nethralaya, Kolkata



In his own words –

*“Amar chokh chara ami puro dishehara hoye gechilam. Ami amar disha khuje pelam” (I was completely directionless without my vision. I have regained the direction of my life).*

Mr Ratan Sardar, a 54 year-old private security guard living in Kalinagar Sardar Para, Kolkata, is the sole breadwinner of family of four, and a meager monthly income of Rs. 6000/-. For almost a year, he struggled with poor vision in both eyes and found it difficult to work as a security guard.

He struggled to clearly see both near and distant objects, and it became a challenge to continue working as a security guard, and to even move around at home. His low income prevented him from seeking basic eye care.

At this low point of his life, other beneficiaries of Sankara Nethralaya Kolkata told him about a free eye camp in his neighborhood. Ratanji was elated when he learnt that the hospital also provided free food, lodging, medicine, and even took him back and forth from his home to the hospital.

At the free eye camp, he was diagnosed as having significant cataract in both eyes and was advised for cataract surgery. The SN team brought Ratanji to the hospital one day before the surgery where he underwent a detailed eye examination, along with blood tests and a pre-operative checkup.

After his cataract surgery, and the first post-operative checkup he was returned to his home. One month after the surgery, he was given free glasses. Ratan is very happy that he has regained his vision



# SANKARA NETHRALAYA



## HEARTFELT STORY

Lighting Her Path in Life



**In her own words –**

*I have recovered vision in my right eye and I am very grateful to the doctors and staff at the community center for their kindness and patience.*

Mrs. Vanmathi was only 38 years old when she developed cataract in her right eye. She works as a housemaid to supplement the household income while her husband, Panjanathan, is an unskilled labourer in the building sector.

She slowly lost her vision in her right eye and experienced such severe headaches that she could not do her daily chores. She ignored the pain for as long as she could until she realized she was losing the vision in her right eye. The middle-aged woman became very worried about loss of her vision and consequently her livelihood. The cost of treatment was too high for a simple housemaid like Mrs. Vanmathi and so she suffered silently.

An employer at one of the houses she works in realized Mrs. Vanmathi's serious condition and told her to visit Sankara Nethralaya Jaslok Community Ophthalmic Centre. She came in for a complete eye check-up and was advised for immediate cataract surgery. Once she realized that the surgery, the subsequent treatment and medicines were free, Mrs. Vanmathi was elated. Her surgery and recovery were successful.

Mrs. Vanmathi has recovered the vision in her right eye completely and is very grateful to the doctors and staff at the community centre for their kindness and patience. At her second check-up she is cheerful about regaining her independence and ability to earn for her family. She says Sankara Nethralaya's community service helps people like her stay afloat during these uncertain times.

# SANKARA NETHRALAYA



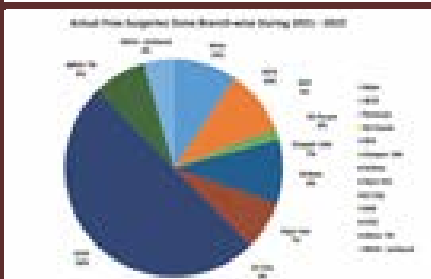
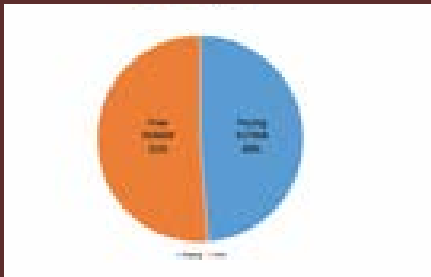
## COMMUNITY SERVICE

Sankara Nethralaya's centres at Tiruvannamalai, Sri City (near TADA, Andhra Pradesh) and Kolkata have been very active in delivering Community Ophthalmology services absolutely cost free.

Sankara Nethralaya's crusade against Blindness started 44 years ago in the year 1978 with a lofty mission to alleviate visual impairment and vision threatening disorders, to transform lives through significant access to Eye health care. With a powerful conviction that giving vision can transform individual's life for betterment of the community and economy, Sankara Nethralaya has created an impact through its systematic work of out reach programs to reach the masses.

Sight restoration has enabled the visually impaired children to return to school and continue education and training, men and women to return to work to be self sustaining thereby increasing family economy and the elderly to equip themselves to be independent lest being burdensome on others.

Outpatient Treatments for Financial Year 2020 - 2021



## SANKARA NETHRALAYA



### JASLOK COMMUNITY OPHTHALMIC CENTRE

Community service is not just helping the underprivileged but also roping in community to contribute to our endeavours.

- ❖ With increased awareness of eye care among the general population, Sankara Nethralaya noted the need for a dedicated community care centre, which would cater exclusively to the deserving patients.
- ❖ Our community service initiatives include eye-camps in rural areas, conducting free surgeries at our base hospitals as well as taking our operating theatre on wheels to the door step of the rural indigent.
- ❖ Our community services facility, the Sankara Nethralaya Jaslok Community Ophthalmic Center (JCOC) located on the spacious Dr. V. G. Appukutty campus was dedicated to the nation by Honourable Chief Minister of Tamilnadu, Thiru M. K. Stalin on 43rd Foundation Day, 6th September 2021,. The facility has spacious wards, capable of accommodating at least a 100 patients at a time and 8 operating tables and accommodates larger volumes of needy patients from all over India. SN R. A. Puram, which recently shifted to its current location, was also rededicated.
- ❖ With the support of kind-hearted donors, free patients are able to access premium eye healthcare, minor surgeries such as for cataracts, with free hospital stay and nutritious meals, at no cost to themselves. Patients with no recourse to quality eye care can walk in for a free assessment. Our community services demands no payment or registration from our free patients.



# SANKARA NETHRALAYA



## MOBILE EYE SURGICAL UNIT

Making Vision A Reality

With over 70% of India's population living in rural areas and 70% of the ophthalmologists practicing in urban and semi-urban areas, the Mobile Eye Surgical Unit, consisting of two custom-made buses was created. One vehicle is a complete (sterile) operating theatre on wheels, while the other includes changing rooms, wash area, etc. The MESU is the only one of its kind in Asia and was developed in collaboration with Indian Institute of Technology (IIT), Madras and Sankara Nethralaya.

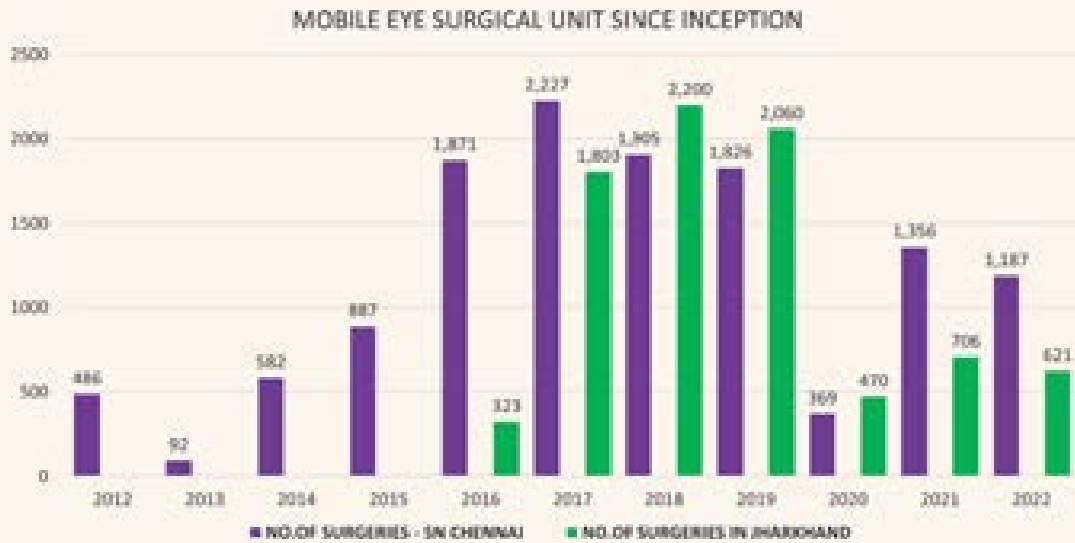
The two units are deployed in the South (Telegana, Andhra Pradesh, Tamil Nadu) and Central India (Jharkhand) with one extra vehicle to dispense on-the-spot prescription spectacles. This is a boon for the rural poor in Central India as they cannot afford to travel to urban areas to access basic eye care and fill out their ophthalmic prescriptions. Since its inception in 2011, over 20,000 patients benefits through the efforts of the teams of dedicated ophthalmologists and healthcare workers in remote rural areas where there is no dependable eye care.



# SANKARA NETHRALAYA



## MOBILE EYE SURGICAL UNIT



# SANKARA NETHRALAYA



## TELE-OPHTHALMOLOGY

Teleophthalmology can reduce the need for travel and provide the access to a super-specialist and holds great potential to improve the quality, access, and affordability in health care. Ophthalmology lends itself easily to telemedicine as it is a largely image-based diagnosis.



March 2003 to March 2022

**3400**  
No of Camps



**292898**  
Screened



**292898**  
Teleconsultation



**22702**  
Spectacles



Among these, uncorrected refractive error was the commonest cause of avoidable blindness followed by cataract and Retinal diseases.

Due to the Coronavirus 2 (COVID-19) pandemic, eye camp activities were re-structured to adhere to the guidelines given by the Government of India. Eye camp activities like vision testing, refraction, optical dispensing, counseling, etc. were postponed or modified, i.e., the limitation on patients to be seen on daily basis.

### Registration Protocol

Once the patient has entered the camp site they are then issued with identity cards. The patients' slit lamp anterior segment, diffuse illumination, slit photos, and usually their non-mydratic fundus photos are taken inside the camp venue.

After the slit lamp examination, every patient undergoes dark adaptation, physiological dilatation and non mydratic fundus examination. The retinal photography helps to rule out retinal abnormality and the patient will be referred to the base hospital in case any retinal findings are discovered.

# SANKARA NETHRALAYA



## TELE-OPHTHALMOLOGY

### Counseling

Once a patient has been diagnosed with a cataract or other ocular complications, they are counseled by the camp coordinators/counsellors and provided with referrals to the base hospital and clear instructions are given for patients.

### Mega Camp on M. K. Stalin's Birthday

On 13.03.2022, our teleophthalmology department participated in the health camp held in honour of Thiru M. K. Stalin's 69th Birthday. The camp was inaugurated by Ma Subramanian, Tamil Nadu Health Minister, and M. Mahesh Kumar, Deputy Mayor, Chennai city. 116 patients underwent eye examination, and 74 glass prescriptions were advised, and around 21 patients were advised for cataract surgery.



March 2021 to Mar 2022

**171**  
No of Camps



**16744**  
Screened



**614**  
Teleconsultation



**7741**  
Spectacles





## VISION SCREENING – SCHOOL CHILDREN

Vision For A Brother And Sister

Annual school eye screening is essential to maintain the status of children's eye health and also to manage the progression of refractive errors. School Eye screening protocol includes basic vision testing using pocket vision screener, torch light examination, binocular vision assessment, color vision examination, refractive error measurements, spectacle dispensing and referral counselling.

### Comprehensive Eye Screening In Rural – Adults

- ❖ Every month, we have identified a village and conducted the Comprehensive eye screening for adults, which are located in and around Chetpet in Thiruvannamalai district.
- ❖ Eye screening protocol includes clinical procedures such as brief ocular, general and Covid-19 history, visual acuity and refractive error measurements, anterior and posterior segment evaluation, spectacle dispensing and counselling for referrals.
- ❖ Conducting outreach programmes during Covid-19 outbreak is quite challenging but the need for eye screening was essential among rural people and it was well received by the village people.





# SANKARA NETHRALAYA



## SNEHAM

Sankara Nethralaya Eye Hospital Anjali to Mahatma

SNEHAM is a special community project aimed at the villages of Thiruvannamalai. This unique project was started in 2020 commemorating the 150th birth anniversary of Mahatma. Comprehensive vision screening for three villages in Thiruvannamalai district included the provision of free spectacles, surgical services and other specialty services to the villagers.

Highlight of the camp included provision of services by stationing in every village for 3-4 days, in person distribution of spectacles, and choice of surgical services either at Chennai or our secondary centre, Suraj Sankara Nethralaya at Thiruvannamalai.



# SANKARA NETHRALAYA



## OCCUPATIONAL OPTOMETRY SERVICES

New Ventures

74.3%

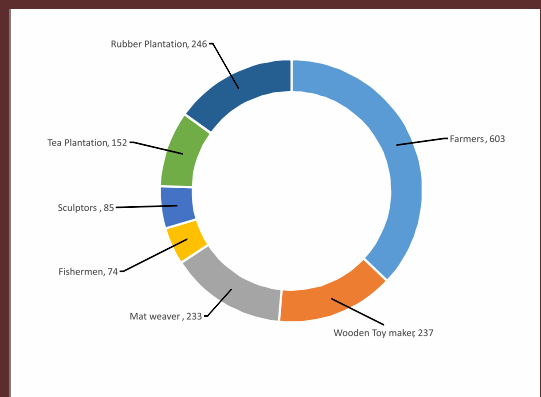
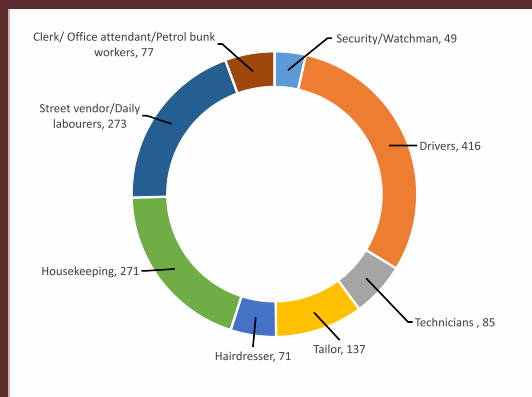
### INCREASE FROM PREVIOUS YEAR

About 3011 unorganized sector workers were benefitted from the services till date and it is 74.3 % more than previous year where the team offered service to about 1379 workers last year.


### SPECTACLE BENEFICIARY

About 76.1% of the working population benefitted from the spectacle intervention. This year about 2237 workers benefitted from spectacles, which is 50 % more than last year of about 1003 received spectacles. Also about 178 workers benefitted from extra safety eyewear apart from regular spectacles.


76.1%



1. **Mat Weavers** : Korai-grass mat weavers from Pathamadai, Tirunelveli district, was examined and were provided with refractive spectacles. We were able to offer services to 224 local mat weavers, of which 151 were dispensed new glasses.




2. **Fishermen** : Fishermen from Kasimedu, Chennai, were provided with filter glasses following eye examination, to manage the glare during day time fishing. Fishermen in the middle of the sea, are exposed to discomfort and, sometimes, disability glare from the sunlight reflected off the water. We did a trial with filter glasses for the fishermen to manage the glare. About 74 fishermen and related locals were examined and 52 workers were given new spectacles.



3. **Wooden toy makers** : Wooden toy makers of Channapatna, Karnataka, were examined and provided with safety glasses to keep them safe from wooden dust exposure during toy making. The team understood the visual demands and ocular safety demands of the process and provided them with the safety glasses along with the refractive power, which will help them to see better as well as keep them safe from wooden dust/vegetative matters. About 237 toy makers and locals were examined and 181 were dispensed both safety and refractive spectacles.



4. **Farmers and Agriculture workers** : Farmers and Agriculture workers from various parts of Chennai and Tamil Nadu have been examined and provided spectacles that will keep them safe from farming injury as well as Ultraviolet radiation. About 290 Farmers and agriculture workers from various parts of Tamil Nadu like Tiruvallur, Chengalpattu, Madhuranthagam, Acharapakkam and Coimbatore underwent comprehensive eye examination. 208 of these workers benefited from the both refractive spectacles and safety spectacles along with head band, which keeps the spectacles from falling while they are working at the fields.



5. **Rubber and Tea plantations workers** : Rubber and Tea plantations workers from Thodupuzha and Munnar districts of Kerala underwent comprehensive examination. They were also exposed to rubber milk/dust, insect bites, vegetative matters, and Ultraviolet radiation while at work. About 246 workers from Rubber plantation and 152 workers from Tea plantation benefited from the services and about 342 of 398 workers benefited from the spectacles.



#### **Ultraviolet Safety Awareness Month July 2021**

UV safety awareness was observed in July, promoted by organizations including the American Academy of Ophthalmology and the U.S. Department of Veterans Affairs emphasizing the health impact of UV on the body and eye. This year team OOS planned interactive sessions, where the participants gained knowledge by being part of various sessions that happened in the month of July. This event was sponsored by Essilor India Pvt Ltd for danglers and participation rewards. Keen participation was received from various departments of SN including participation from SN Kolkata.

The fun-filled learning that happened through various contests that were conducted for 3 weeks in the month of July displaying the themes: Basics of UV, causes & effects of UV, and management/protection from UV.

A total of 60 responses were received and creative posters were prepared by employees explaining the aspects of UV and protection against the effects. The winners chosen by lucky draw were awarded with Caps and Sun glasses sponsored by Essilor.



# RESEARCH



### INTERNATIONAL JOURNALS

- Nunez do Rio JM, Nderitu P, Bergeles C, Sivaprasad S, Tan GSW, Raman R. Evaluating a Deep Learning Diabetic Retinopathy Grading System Developed on Mydriatic Retinal Images When Applied to Non-Mydriatic Community Screening. *J Clin Med.* 2022 Jan 26;11(3):614. doi:10.3390/jcm11030614. PMID: 35160065; PMCID: PMC8836386.
- Saxena S, Koka K, Scott JX, Mukherjee B. Sporadic Burkitt Lymphoma Involving the Orbit – A Report of Two Cases and Review of Literature [published online ahead of print, 2022 Jan 3]. *Orbit.* 2022;1-5. doi:10.1080/01676830.2021.2020849
- Tadepalli S, Farhath HP, Sudhir RR, Padmanabhan P, Biswas J, Saravana S, Rathore M, Paneerselvam S, Ravikumar A, Srinivas SP. Reliability of Aqueous Flare Measurements During Uveitis by a Spot Fluorometer. *J Ocul Pharmacol Ther.* 2022 Jan-Feb;38(1):66-73. doi:10.1089/jop.2021.0053. Epub 2021 Oct 13. PMID: 34648719
- Srinivasan B, Agarwal M, Iyer G, Agarwal S, Padmanabhan P. Pediatric Descemet's Membrane Endothelial Keratoplasty. *Am J Ophthalmol.* 2021 227:12-17
- Kumar G., Velu S., Prakash V.J., Kumar S., Sivaprasad S., Sharma A. & Raman R., Attendance rate in patients with diabetic macular edema receiving short messages, *Ophthalmology Retina* (2021), doi: <https://doi.org/10.1016/j.oret.2021.03.005>.
- Clinical profile and surgical outcomes in children with posterior lenticonus. Jain DH, Agarkar S, Dhillon HK. DOI:10.4103/ojo.OJO\_215\_2020
- Atropine for the Treatment of Childhood Myopia in India: Multicentric Randomized Trial Saxena R, Dhiman R, Gupta V, Kumar P, Matalia J, Roy L, Swaminathan M, Phuljhele S, Velpandian T, Sharma N. *Ophthalmology.* 2021 Sep;128(9):1367-1369. doi:10.1016/j.jophtha.2021.01.026. Epub 2021 Feb 2. *Ophthalmology*
- Richa Dhiman, Shweta Agarwal, Appakkudal R. Anand, Dhanurekha Lakshmiopathy, Bhaskar Srinivasan & Geetha Iyer (2021) Coexistence of Fungal Keratitis in Bilateral Sequential Microsporidial Keratitis — A Rare Case Presentation, *Ocular Immunology and Inflammation*, DOI: 10.1080/09273948.2021.1969412
- Richa Dhiman, Meena Lakshmiopathy, Dhanurekha Lakshmiopathy, Therese K. Lily. Clinico-microbiological Profile of Nontuberculous Mycobacterial Keratitis. *J Ophthalmic Vis Res* 2022; 17 (2): 160—169.

- Amitojdeep Singh, Janarthanam Jothi Balaji, Mohammed Abdul Rasheed, Varadharajan Jayakumar, Rajiv Raman, Vasudevan Lakshminarayanan, Evaluation of Explainable Deep Learning Methods for Ophthalmic Diagnosis, *Clin Ophthalmol*. 2021; 15: 2573–2581. Published online 2021 Jun 18. doi: 10.2147/OPTH.S312236. — International
- Lakshmipathy D, Janani MK, Madhavan HN. Genotypic identification of Non Tuberculous Mycobacteria from culture proven isolates. A 7 years retrospective study from a Referral laboratory, Chennai. *International Journal of Medical Science and Current Research*. 2021;4(3):238-24.
- Alam MS, Poonam NS, Koka K, Vijay V, Ganesh S. Intracanalicular antibiotic ointment loading as a management option for canaliculitis. *Orbit*. 2021;40(4):295-300. doi:10.1080/01676830.2020.1801763
- Koka K, Rahim FE, El-Hadad C, et al. Primary Ewing's sarcoma with orbit involvement: Survival and visual outcomes after eye-sparing multidisciplinary management in eight patients. *Head Neck*. 2021;43(12):3857-3865. doi:10.1002/hed.26884
- Salim S, Koka K, Halbe S, Nisar SP, Singh P, Mukherjee B. Superior ophthalmic vein thrombosis post manual carotid compression for indirect carotid-cavernous fistula. *Orbit*. 2021;40(6):513-517. doi:10.1080/01676830.2020.1829650
- Barh A, Mukherjee B, Ambika S. Optic nerve sheath fenestration for visual rehabilitation in moyamoya disease. *Saudi J Ophthalmol* 2020;34:223-6.
- Singh P, Koka K, Alam MS, Mukherjee B. Management of Marcus Gunn Jaw Wink Syndrome with Tarsofrontalis Sling Vis a Vis Levator Excision and Frontalis Sling: A Comparative Study. *Orbit* ( accepted for publication)
- El-Hadad C, Koka K, Dong W, et al. Multidisciplinary Management of Orbital Metastasis and Survival Outcomes. *Ophthalmic PlastReconstr Surg*. 2021;37(6):541-545. doi:10.1097/IOP.0000000000001939
- Kirthi Koka, Payal Jagadishbhai Shah, Bipasha Mukherjee. Loose lids sync sleep. Clinical challenge — accepted in *Oman Journal of Ophthalmology*
- Nair AG, Mukherjee B, Kamal S, Singh S, Alam MS, Nisar SP, Koka K, Gopinathan I. Peripunctal Mass Lesions: Clinicopathological Analysis and Surgical Outcomes—A Multicentric Series. *Ophthalmic PlastReconstr Surg*. 2021.
- Koka K, Jazz Manadan. Floppy eyelid syndrome. I file, *E ophtha*, published online August 2021.
- Manadan. Floppy eyelid syndrome. I file, *E ophtha*, published online August 2021.



- Aashna Premal Doshi, Bipasha Mukherjee. Conjunctival choristoma. *Digital J Ophthalmol*. 2021.
- Agarwal S, Srinivasan B, Gupta R, Iyer G. Reply to Comment on: Allogenic Simple Limbal Epithelial Transplantation Versus Amniotic Membrane Grafting in the Early Management of Severe-Grade Ocular Chemical Injuries-A Retrospective Comparative Study. *Am J Ophthalmol*. 2021 Apr;224:343-344. doi: 10.1016/j.ajo.2020.09.004. Epub 2020 Nov 7. PMID: 33168148.
- Bipasha Mukherjee & Sourav Padhi (2021): Monilial blepharosis with blepharoptosis-a rare entity, *Orbit*, DOI: 10.1080/01676830.2021.1929341
- Rehana Khan, Abhishek Sharma, Raghul Ravikumar, Avani Parekh, Ramyaa Srinivasan, Ronnie Jacob George, Rajiv Raman , Association Between Gut Microbial Abundance and Sight-Threatening Diabetic Retinopathy , *Invest Ophthalmol Vis Sci*. 2021 Jun; 62(7):19. Published online 2021 Jun 16. doi: 10.1167/iops.62.7.19.
- Behera UC, Das T, Sivaprasad S, Rani PK, Raman R, Agarwal M, Agarwal T, Sahu S, Vaidya H, Panchal B; India Retinal Disease Study group. Is immediate treatment necessary for diabetic macular edema after pars plana vitrectomy for tractional complications of proliferative diabetic retinopathy? *Int Ophthalmol*. 2021 Jun 25. doi: 10.1007/s10792-021-01923-w. Epub ahead of print. PMID: 34170479.
- Khan R, Sharma A, Ravikumar R, Parekh A, Srinivasan R, George RJ, Raman R. Association Between Gut Microbial Abundance and Sight-Threatening Diabetic Retinopathy. *Invest Ophthalmol Vis Sci*. 2021 Jun 1;62(7):19. doi:10.1167/iops.62.7.19. PMID: 34132747; PMCID: PMC8212427.
- Raman R, Kalluri Bharat RP, Bhende P, Sharma T. Managing paediatric giant retinal tears. *Eye (Lond)*. 2021 Jun 11. doi: 10.1038/s41433-021-01623-w. Epub ahead of print. PMID: 34117396.
- Srinivasan R, Bhandari M, Sharma T, Raman R. Fluorophotometric Measurement of Corneal Autofluorescence in Diabetic and Normal Eyes. *Nepal J Ophthalmol*. 2020 Jul;12(24):201-208. doi:10.3126/nepjoph.v12i2.27972. PMID: 33978614.
- Nderitu P, do Rio JMN, Rasheed R, Raman R, Rajalakshmi R, Bergeles C, Sivaprasad S; SMART India Study Group. Deep learning for gradability classification of handheld, non-mydratic retinal images. *Sci Rep*. 2021 May 4;11(1):9
- Pradhana D, Priya M N S, Surya J, Bhende M, Laxmi G, Sharma T, Raman R. Optical Coherence Tomography-Based Prevalence of Diabetic Macular Edema and its Associated Risk Factors in Urban South India: A Population-Based Study. *Ophthalmic Epidemiol*. 2021 Apr 15:1-7.

- Oman J Ophthalmol. 2021 Feb 27;14(1):38-41 Infantile Orbital Abscess: Clinical Presentation, Microbiological Profile, And Management Outcomes. Tongbram A, Alam S, Agarkar S, Mukherjee B.
- Orbit. 2021 May 11:1-7. doi: 10.1080/01676830.2021.1920040.3 . Accuracy of Intraocular Lens Power Calculation in Children With Vitrectomized Eyes Undergoing Cataract Surgery Sumita Agarkar, Swathi Mailankody, Ramya Srinivasan, Rajiv Raman J Pediatr Ophthalmol Strabismus Mar-Apr 2021;58(2):126-131. doi: 10.3928/01913913-20210107-01. Epub 2021 Mar 1
- Mukherjee B, Dhillon HK, Muthumalai M, Agarkar S. Congenital eyelid imbrication syndrome with microphthalmia: a case report. J AAPOS. 2021 May 6:S1091-8531(21)00098-7. doi: 10.1016/j.jaapos.2021.02.003. Epub ahead of print. PMID: 339644545. Post-Traumatic Orbital Sub Periosteal Hematoma in Children: Clinical Spectrum and Management Outcomes
- Singh A, Jothi Balaji J, Rasheed MA, Jayakumar V, Raman R, Lakshminarayanan V. Evaluation of Explainable Deep Learning Methods for Ophthalmic Diagnosis. Clin Ophthalmol.2021;15:2573-2581 <https://doi.org/10.2147/OPHTH.S312236>
- Mukherjee B, Dhillon HK, Muthumalai M, Agarkar S. Congenital eyelid imbrication syndrome with microphthalmia: a case report. J AAPOS. 2021 Jun;25(3):193-195. doi: 10.1016/j.jaapos.2021.02.003. Epub 2021 May 6. PMID: 33964454.
- Priya Sweksha, Alam Md Shahid., Letters to editor- Multicolor imaging characteristics of Peripapillary Wrinkles in Idiopathic Intracranial Hypertension, Article provisionally accepted.: AIAN\_202\_21, Annals of Indian Academy of Neurology.
- The Anaesthetic Management of Pediatric Conran Hunermann Syndrome — A Case Report, Dr. Shoba Ravishankar, Dr. Rumaiza Saleem, International Journal of Scientific Research: Vol-10|Issue - 7, July 2021. DOI10.36106/ijsr.
- Chandran VA, Koka K, Therese L, Mukherjee B. A Rare Fungal Orbital Infection in an Immunocompetent Young Male Caused by Lichtheimia corymbifera (Absidia corymbifera)Ocul Immunol Inflamm. 2021 Jun 10:1-4.
- Lakshmipathy D, Janani MK, Madhavan HN. Genotypic identification of Non Tuberculous Mycobacteria from culture proven isolatesA 7 years retrospective study from a Referral laboratory, Chennai. International Journal of Medical Science and Current Research. 2021;4(3):238-242
- Chandran VA, Koka K, Therese L, Mukherjee B. A Rare Fungal Orbital Infection in an Immunocompetent Young Male Caused by Lichtheimia corymbifera (Absidia corymbifera). Ocul Immunol Inflamm. 2021 Jun 10:1-4. doi: 10.1080/09273948.2021.1909735. Epub ahead of print. PMID: 34110965.

- Orbital and adnexal amyloidosis: Thirty years' experience at a tertiary eye care center Prabrisha Banerjee 1, Md Shahid Alam 2, Nirmala Subramanian 1, Debi Kundu 2, Kirthi Koka 1, Nisar Sonam Poonam 1, Bipasha Mukherjee 1 Affiliations expand PMID: 33913851.
- Tongbram A, Alam S, Agarkar S, Mukherjee B. Infantile orbital abscess: clinical presentation, microbiological profile, and management outcomes. *Orbit*. 2021 May 11:1-7.
- Alam MS, Mukherjee B, Krishnakumar S. Clinical profile and management outcomes of lacrimal drainage system malignancies. *Orbit*. 2021 May 21:1-8.
- Gopalakrishnan A, Hussaindeen JR, Sivaraman V, Swaminathan M, Wong YL, Armitage JA, Gentle A, Backhouse S. Prevalence of myopia among urban and suburban school children in Tamil Nadu, South India: findings from the Sankara Nethralaya Tamil Nadu Essilor Myopia (STEM) Study. *Ophthalmic Physiol Opt*. 2022 Mar;42(2):345-357.
- Gopal M, Ambika S, Padmalakshmi K. Tonic Pupil Following COVID-19. *J Neuroophthalmol*. 2021 Dec 1;41(4):e764-e766.
- Khurana M, Ganesh N, Jaiswal AG, Vijaya L, George RJ, Balekudaru S. Long Anterior Zonules and Angle Closure Disease. *J Glaucoma*. 2022 Jan 1;31(1):41-47.
- Madheswaran G, Nasim P, Ballae Ganeshrao S, Raman R, Ve RS. Role of microperimetry in evaluating disease progression in age-related macular degeneration: a scoping review. *Int Ophthalmol*. 2022 Jan 7.
- Rishi P, Bharat RPK, Rishi E, Bhende M, Biswas J, Ahmed A, Sudharshan S; Sankara Nethralaya Vitreoretinal Study Group. Choroidal neovascularization in 111 eyes of children and adolescents. *Int Ophthalmol*. 2022 Jan;42(1):157-166.
- Alam S, Banerjee P, Krishnakumar S. A rare case of congenital piloleiomyoma of the eyelid. *Orbit*. 2021 Dec;40(6):518-520. doi:
- Dutta Majumder P, Raman R, Krishnan T, George R. Analysis of retracted articles in the ophthalmic literature. *Eye (Lond)*. 2021 Dec;35(12):3384-3388.
- Shahalinejad S, Seifi Majdar R. Macular Hole Detection Using a New Hybrid Method: Using Multilevel Thresholding and Derivation on Optical Coherence Tomographic Images. *Comput Intell Neurosci*. 2021 Dec 22;2021:6904217.
- Sadhu S, Balaji JJ, Srinivasan B. Capsular Bag Distention Syndrome after 9 years of Cataract Surgery. *Am J Ophthalmol*. 2021 Dec;232:e2.
- Divya Harshwardhan Jain, Sumita Agarkar, Hennaav Kaur Dhillon, "Clinical profile and surgical outcomes in children with posterior lenticonus, Oman *J Ophthalmol*, Vol 14(1): 38-41, 2021

- Tadepalli S, Farhath HP, Sudhir RR, Padmanabhan P, Biswas J, Saravana S, Rathore M, Paneerselvam S, Ravikumar A, Srinivas SP. Reliability of Aqueous Flare Measurements During Uveitis by a Spot Fluorometer. *J Ocul Pharmacol Ther.* 2022 Jan-Feb;38(1):66-7
- Ratra D, Roy K, Giridhar S, Madaan S; Sankara Nethralaya Vitreoretinal Study Group. Comparison Between Ranibizumab Biosimilar, Innovator Ranibizumab and Bevacizumab in a Real-World Situation. *Ophthalmol Ther.* 2022 Feb;11(1):135-149.
- Alam MS, Banerjee P. A rare case of intramuscular orbital amyloidosis presenting as progressive esotropia in an adult. *Orbit.* 2021 Dec 3:1-5.
- Regmi A, Suresh J, Asokan R. Changes in work patterns during COVID-19 lockdown and its impact on the eyes and body. *Clin Exp Optom.* 2022 Feb 14:1-7.
- V D, JeyaLakshmi V, Latha P, Raman R, V K, Raman S, R JS. Relationship of fractal analysis in retinal microvasculature with demographic and diagnostic parameters. *Microvasc Res.* 2022 Jan;139:104237.
- Balakrishnan AC, Badrinarayanan A, Sivaraman V, Kumar RM, Iqbal A. Fluid reservoir thickness and aberration relationship in keratoconic eyes with scleral lenses. *Ophthalmic Physiol Opt.* 2022 Jan;42(1):178-184..
- Saxena S, Koka K, Scott JX, Mukherjee B. Sporadic Burkitt Lymphoma Involving the Orbit - A Report of Two Cases and Review of Literature. *Orbit.* 2022 Jan 3:1-5.
- Agarwal AK, Sudharshan S, Mahendradas P, Babu K, Shenoy P, Dogra M, Bansal R, Agarwal M, Biswas J, Balamurugan S, Agrawal R, Gupta V. Impact of COVID-19 pandemic on uveitis patients receiving immunomodulatory and biological therapies (COPE STUDY). *Br J Ophthalmol.* 2022 Jan;106(1):97-101.
- Kolarik AJ, Moore BCJ, Cirstea S, Raman R, Gopalakrishnan S, Pardhan S. Partial visual loss disrupts the relationship between judged room size and sound source distance. *Exp Brain Res.* 2022 Jan;240(1):81-96.
- Baskaran M, Kumar RS, Friedman DS, Lu QS, Wong HT, Chew PTK, Lavanya R, Narayanaswamy A, Perera SA, Foster PJ, Aung T. The Singapore Asymptomatic Narrow Angles Laser Iridotomy Study: Five-Year Results of a Randomized Controlled Trial. *Ophthalmology.* 2022 Feb;129(2):147-158.
- Jagadeesh Kumar N, Venkatakrishnan JV, Kumar CM, George B, Sivaprakasam M. Comparative study of silicone membrane simulator and animal eye models for sub-Tenon's block. *J Clin Monit Comput.* 2021 Dec;35(6):1519-1524.
- Ravi R, Subramaniam Rajesh B. Paraoxonase 2 protects against the CML mediated mitochondrial dysfunction through modulating JNK pathway in human retinal cells. *Biochim Biophys Acta Gen Subj.* 2022 Jan;1866(1):130043.

- Salim S, Koka K, Halbe S, Nisar SP, Singh P, Mukherjee B. Superior ophthalmic vein thrombosis post manual carotid compression for indirect carotid- cavernous fistula. *Orbit*. 2021 Dec;40(6):513-517.
- Ma D, Kumar M, Khetan V, Sen P, Bhende M, Chen S, Yu TTL, Lee S, Navajas EV, Matsubara JA, Ju MJ, Sarunic MV, Raman R, Beg MF. Clinical explainable differential diagnosis of polypoidal choroidal vasculopathy and age-related macular degeneration using deep learning. *Comput Biol Med*. 2022 Feb 14;143:105319.
- Aloysius Dhivya M, Sulochana KN, Bharathi Devi SR. High glucose induced inflammation is inhibited by copper chelation via rescuing mitochondrial fusion protein 2 in retinal pigment epithelial cells. *Cell Signal*. 2022 Apr;92:110244.
- Okumura N, Padmanaban V, Balaji JJ, Srinivasan B, Hanada N, Komori Y, Yoshii K, Srinivas SP, Koizumi N, Padmanabhan P. Clinical, Morphological, and Optical Correlates of Visual Function in Patients With Fuchs Endothelial Corneal Dystrophy. *Cornea*. 2022 Feb 1;41(2):171-176.
- Global Retinoblastoma Treatment Outcomes: Association with National Income Level. *Ophthalmology*. 2021 May;128(5):740-753. Ankit Singh Tomar, Paul T Finger, Brenda L Gallie, Ashwin C Mallipatna, Tero Kivelä, Chengyue Zhang, Junyang Zhao, Matthew W. Wilson, Rachel C Brenna, Michala Burges, Jonathan W Kim, Vikas Khetan, Suganeswari Ganesan and 25 others
- Liu X, Ali TK, Singh P, Shah A, McKinney SM, Ruamviboonsuk P, Turner AW, Keane PA, Chotcomwongse P, Nganthavee V, Chia M, Huemer J, Cuadros J, Raman R, Corrado GS, Peng L, Webster DR, Hammel N, Varadarajan AV, Liu Y, Chopra R, Bavishi P. Deep learning to detect optical coherence tomography-derived diabetic macular edema from retinal photographs: a multicenter validation study. *Ophthalmol Retina*. 2022 Jan 5:S2468-6530(22)00001-X.
- Verma A, Jha A, Alagorie AR, Sharma R. Association of anthropometric parameters as a risk factor for development of diabetic retinopathy in patients with diabetes mellitus. *Eye (Lond)*. 2022 Jan 20.
- Vasanthapuram VH, Gupta R, Adulkar N, Nair AG, Bradoo RA, Hegde R, Singh U, Tadepalli S, Mukherjee B, Kamal S, Alam MS, Rao R, Ananthakrishna S, Backiavathy V, Murthy AK, D'Cunha L, Dudeja G, Joji A, Kiran A, Koka K, Goswami Mukhopadhyay M, Nisar SP, Rao PR, Shinde CA. A fungal epidemic amidst a viral pandemic: Risk factors for development of COVID-19 associated rhino-orbital-cerebral mucormycosis in India. *Orbit*. 2022 Feb 22:1-12.

- Rishi P, Rishi E, Bhende P, et al. A prospective, interventional study comparing the outcomes of macular hole surgery in eyes randomized to C<sub>3</sub> F<sub>8</sub>, C<sub>2</sub> F<sub>6</sub>, or SF<sub>6</sub> gas tamponade. *International Ophthalmology*. 2022 May;42(5):1515-1521. DOI: 10.1007/s10792-021-02141-0. PMID: 34997371.
- Nunez do Rio JM, Nderitu P, Bergeles C, Sivaprasad S, Tan GSW, Raman R. Evaluating a Deep Learning Diabetic Retinopathy Grading System Developed on Mydriatic Retinal Images When Applied to Non-Mydriatic Community Screening. *J Clin Med*. 2022 Jan 26;11(3):614.
- Hoskin AK, Low R, de Faber JT, Mishra C, Susvar P, Pradhan E, Rousselot A, Woreta FA, Keay L, Watson SL, Agrawal R; IGATES Fireworks study group. Eye injuries from fireworks used during celebrations and associated vision loss: the international globe and adnexal trauma epidemiology study (IGATES). *Graefes Arch Clin Exp Ophthalmol*. 2022 Jan;260(1):371-383. doi: 10.1007/s00417-021-05284-z. Epub 2021 Aug 28. Erratum in: *Graefes Arch Clin Exp Ophthalmol*. 2021 Sep 13;
- Alam MS, Backiavathy V, Noronha V, Mukherjee B. Orbital abscess: 20 years' experience at a tertiary eye care center. *Orbit*. 2022 Feb 23:1-8.
- Singh P, Koka K, Alam MS, Mukherjee B. Management of Marcus Gunn jaw wink syndrome with tarsofrontalis sling vis a vis levator excision and frontalis sling: a comparative study. *Orbit*. 2022 Jan 24:1-7.
- Pyare R, Ganvir A, Goyal S, Rao C, Dutta Majumder P. Bilateral Central Retinal Vein Occlusion Associated with Axitinib Therapy: A Case Report. *Ocul Immunol Inflamm*. 2022 Feb 28:1-33.
- Akshaya Balakrishnan, Aparna Badrinarayanan, Viswanathan Sivaraman Ramar Mahesh Kumar and Asif Iqbal. Fluid reservoir thickness and aberration relationship in keratoconic eyes with scleral lenses. *Ophthalmic Physiol Opt*. 2022;42:178-184.
- Status of Eye Health among School Children in South India - Sankara Nethralaya School Children Eye Examination Study (SN-SEES) Narayanan A, Krishnamurthy SS, Kumar R K. *Ophthalmic Epidemiol*. 2021 Aug;28(4):349-358. doi: 10.1080/09286586.2020.1849743. Epub 2020 Dec 1. *Ophthalmic Epidemiol*
- Bacille calmette-guérin: An ophthalmic perspective Jain M, Vadboncoeur J, Garg SJ, Biswas J. *Surv Ophthalmol*. 2021 Jul 31:S0039-6257(21)00167-3. doi: 10.1016/j.survophthal.2021.07.005. Online ahead of print. *Surv Ophthalmol*
- Extreme corneal flattening following collagen crosslinking for progressive keratoconus Padmanabhan P, Belin MW, Padmanaban V, Sudhir RR. *Eur J Ophthalmol*. 2021 Jul;31(4):1546-1552. doi: 10.1177/1120672120947664. Epub 2020 Aug 2.

- The extent of scam in the scientific world - How intellectual can the scam appear? Hussaindeen JR. *J Optom.* 2021 Jul-Sep;14(3):295-296. doi: 10.1016/j.optom.2020.09.001. Epub 2021 Jan 5. *J Optom*
- Pediatric Descemet Membrane Endothelial Keratoplasty Srinivasan B, Agarwal M, Iyer G, Agarwal S, Padmanabhan P. *Am J Ophthalmol.* 2021 Jul;227:12-17. doi: 10.1016/j.ajo.2021.02.011. Epub 2021 Feb 12. *Am J Ophthalmol*
- Corneal graft rejection after COVID-19 vaccination Ravichandran S, Natarajan R. *Indian J Ophthalmol.* 2021 Jul;69(7):1953-1954. doi: 10.4103/ij.o.IJO\_1028\_21. *Indian J Ophthalmol*
- Intracanalicular antibiotic ointment loading as a management option for canaliculitis Alam MS, Poonam NS, Koka K, Vijay V, Ganesh S. *Orbit.* 2021 Aug;40(4):295-300. doi:10.1080/01676830.2020.1801763. Epub 2020 Aug 13. *Orbit*
- Extrathyroidal Manifestations of Thyroid Disease: Graves Eye Disease Debnam JM, Koka K, Esmali B. *Neuroimaging Clin N Am.* 2021 Aug;31(3):367-378. doi: 10.1016/j.nic.2021.04.006. *Neuroimaging Clin N Am*
- Atypical Solid Vitreous Cysts in Retinitis Pigmentosa Mohan S, Rajendran V. *Ophthalmol Retina.* 2021 Sep;5(9):878. doi: 10.1016/j.oret.2021.05.010. *Ophthalmol Retina*
- Tube Obstruction of a Nonvalved Glaucoma Drainage Device by a Dislocated Soemmering's Ring Khurana M, Sudhir RR, Rishi E, Sakaria P, Vijaya L. *J Glaucoma.* 2021 Aug 1;30(8):e372-e374. doi:10.1097/IJG.0000000000001760. *J Glaucoma*
- Choroidal neovascularization in 111 eyes of children and adolescents Rishi P, Bharat RPK, Rishi E, Bhende M, Biswas J, Ahmed A, Sudharshan S; Sankara Nethralaya Vitreoretinal Study Group. *Int Ophthalmol.* 2021 Aug 23. doi: 10.1007/s10792-021-02018-2. Online ahead of print. *Int Ophthalmol*
- Past, present, and prospects in microsporidial keratoconjunctivitis- A review Mohanty A, Sahu SK, Sharma S, Mittal R, Behera HS, Das S, Lakhmipathy M. *Ocul Surf.* 2021 Aug 19:S1542-0124(21)00090-2. doi: 10.1016/j.jtos.2021.08.008. Online ahead of print. *Ocul Surf*
- In silico docking of phytochemicals to identify potent inhibitors of signaling pathways involved in prostate cancer Jonnalagadda B, Arockiasamy S, Vetrivel U, P A A. *J Biomol Struct Dyn.* 2021 Sep;39(14):5182-5208. doi: 10.1080/07391102.2020.1785944. Epub 2020 Jul 9. *J Biomol Struct Dyn*
- Inverse Marcus Gunn jaw winking phenomenon: a rare inhibitory synkinesis Alam MS, Ahuja S. *Orbit.* 2021 Jul 5:1. doi: 10.1080/01676830.2021.1942502. Online ahead of print. *Orbit*

- Diagnostic circulating biomarkers to detect vision-threatening diabetic retinopathy: Potential screening tool of the future? Frudd K, Sivaprasad S, Raman R, Krishnakumar S, Revathy YR, Turowski P. *Acta Ophthalmol.* 2021 Jul 16. doi: 10.1111/aos.14954. Online ahead of print. *Acta Ophthalmol*
- Clinical Aspects of Stevens-Johnson Syndrome/Toxic Epidermal Necrolysis With Severe Ocular Complications in India Shanbhag SS, Sangwan VS, Singh A, Donthineni PR, Basu S, Srinivasan B, Agarwal S, Iyer G. *Front Med (Lausanne).* 2021 Aug 27;8:643955. doi: 10.3389/fmed.2021.643955. eCollection 2021. *Front Med (Lausanne)*
- Efficacy and safety of intravitreal dexamethasone implant in treatment naïve eyes with diabetic macular edema: Real world experience Ratra D, Sharma U, Dalan D. *Eur J Ophthalmol.* 2021 Jul;31(4):1899-1906. doi: 10.1177/1120672120949761. Epub 2020 Aug 10. *Eur J Ophthalmol*
- Peripunctal Mass Lesions: Clinicopathological Analysis and Surgical Outcomes—A Multicentric Series Nair AG, Mukherjee B, Kamal S, Singh S, Alam MS, Nisar SP, Koka K, Gopinathan I. *Ophthalmic Plast Reconstr Surg.* 2021 Jul 19. doi: 10.1097/IOP.0000000000002012. Online ahead of print. *Ophthalmic Plast Reconstr*
- Correction to: Eye injuries from fireworks used during celebrations and associated vision loss: the international globe and adnexal trauma epidemiology study (IGATES) Hoskin AK, Low R, de Faber JT, Mishra C, Susvar P, Pradhan E, Rousselot A, Woreta FA, Keay L, Watson SL, Agrawal R; IGATES Fireworks study group. *Graefes Arch Clin Exp Ophthalmol.* 2021 Sep 13. doi: 10.1007/s00417-021-05412-9. Online ahead of print. *Graefes Arch Clin Exp Ophthalmol*
- Prevalence and predictors of myopic macular degeneration among Asian adults: pooled analysis from the Asian Eye Epidemiology Consortium Wong YL, Zhu X, Tham YC, Yam JCS, Zhang K, Sabanayagam C, Lanca C, Zhang X, Han SY, He W, Susvar P, Trivedi M, Yuan N, Lambat S, Raman R, Song SJ, Wang YX, Bikbov MM, Nangia V, Chen LJ, Wong TY, Lamoureux EL, Pang CP, Cheng CY, Lu Y, Jonas JB, Saw SM; Asian Eye Epidemiology Consortium (AEEC). *Br J Ophthalmol.* 2021 Aug;105(8):1140-1148. doi: 10.1136/bjophthalmol-2020-316648. Epub 2020 Sep 2. *Br J Ophthalmol*
- Impact of Scleral Lens on Corneal Curvature and Pachymetry in Keratoconic Eyes Iqbal A, Mahadevan R. *Cornea.* 2021 Sep 4. doi: 10.1097/ICO.0000000000002868. Online ahead of print. *Cornea*
- Relationship of fractal analysis in retinal microvasculature with demographic and diagnostic parameters V D, JeyaLakshmi V, Latha P, Raman R, V K, Raman S, R JS. *Microvasc Res.* 2021 Sep ;139:104237. doi: 10.1016/j.mvr.2021.104237. Online ahead of print. *Microvasc Res*



- Multimodal imaging characteristics in eyes with vitreoretinal lymphoma treated with intravitreal rituximab Rishi P, Maitra P, Das K, Rishi E, Manchegowda PT. *Int Ophthalmol*. 2021 Aug;41(8):2711-2722. doi: 10.1007/s10792-021-01828-8. Epub 2021 Apr 8. *Int Ophthalmol*
- Region of interest-based predictive algorithm for subretinal hemorrhage detection using faster R-CNN Suchetha M, Ganesh NS, Raman R, Dhas DE. *Soft comput*. 2021 Aug 18:1-14. doi: 10.1007/s00500-021-06098-1. Online ahead of print. *Soft comput*
- Coexistence of Fungal Keratitis in Bilateral Sequential Microsporidial Keratitis - A Rare Case Presentation Dhaman R, Agarwal S, Anand AR, Lakshmiopathy D, Srinivasan B, Iyer G. *Ocul Immunol Inflamm*. 2021 Aug 31:1-3. doi: 10.1080/09273948.2021.1969412. Online ahead of print. *Ocul Immunol Inflamm*
- Histopathological, immunohistochemical and molecular biologic study of an enucleated specimen of a case of Eales' disease Shah A, Giridhar S, Patnaik G, Mhatre R, Das D, Janani MK, Mahadevan A, Biswas J. *J Ophthalmic Inflamm Infect*. 2021 Sep 1;11(1):29. doi:10.1186/s12348-021-00259-x. *J Ophthalmic Inflamm Infect*
- Sex, gender, and retinoblastoma: analysis of 4351 patients from 153 countries Fabian ID, Khetan V, Stacey AW, Allen Foster, Ademola-Popoola DS, Berry JL, Cassoux N, Chantada GL, Hessissen L, Kaliki S, Kivelä TT, Luna-Fineman S, Munier FL, Reddy MA, Rojanaporn D, Blum S, Sherief ST, Staffieri SE, Theophile T, Waddell K, Ji X, Astbury NJ, Bascaran C, Burton M, Zondervan M, Bowman R; Global Retinoblastoma Study Group. *Eye (Lond)*. 2021 Jul 16. doi: 10.1038/s41433-021-01675-y. Online ahead of print. *Eye (Lond)*
- Retinoblastoma seeds: impact on American Joint Committee on Cancer clinical staging Tomar AS, Finger PT, Gallie B, Kivelä T, Mallipatna A, Zhang C, Zhao J, Wilson M, Brennan R, Burges M, Kim J, Berry JL, Jubran R, Khetan V, Ganeshan S, Yarovoy A, Yarovaya V, Kotova E, Volodin D, Yousef Y, Nummi K, Ushakova TL, Yugay OV, Polyakov VG, Ramirez-Ortiz MA, Esparza-Aguiar E, Chantada GL, Schaiquevich P, Fandiño AC, Yam JC, Lau WW, Lam CP, Sharwood P, Moorthy S, Long QB, Essuman VA, Renner LA, Semenova E, Català-Mora J, Correa Llano M, Carreras E; American Joint Committee on Cancer Ophthalmic Oncology Task Force; American Joint Committee on Cancer Ophthalmic Oncology Task. *Br J Ophthalmol*. 2021 Aug 2:bjophthalmol-2021-318892. doi: 10.1136/bjophthalmol-2021-318892. Online ahead of print. *Br J Ophthalmol*
- Intravitreal rituximab monotherapy for management of eyes with vitreoretinal lymphoma: initial experience from India Rishi P, Manchegowda PT, Gondhale HP, Rishi E, Das K, Krishnakumar S, Raja T, Biswas J. *Int Ophthalmol*. 2021 Jul;41(7):2495-2504. doi: 10.1007/s10792-021-01805-1. Epub 2021 Mar 17. *Int Ophthalmol*

- Does non-strabismic amblyopia affect the quality of life of adults? Findings from a qualitative study Kumaran SE, Rakshit A, Hussaindeen JR, Khadka J, Pesudovs K. *Ophthalmic Physiol Opt.* 2021 Sep;41(5):996–1006. doi: 10.1111/opo.12864. Epub 2021 Aug 12. *Ophthalmic Physiol Opt*
- Clinical, Morphological, and Optical Correlates of Visual Function in Patients With Fuchs Endothelial Corneal Dystrophy Okumura N, Padmanaban V, Balaji J, Srinivasan B, Hanada N, Komori Y, Yoshii K, Srinivas SP, Koizumi N, Padmanabhan P. *Cornea.* 2021 Aug 6. doi: 10.1097/ICO.0000000000002814. Online ahead of print. *Cornea*
- Impact of living with a bilateral central vision loss due to geographic atrophy- qualitative study Madheswaran G, Ramesh SV, Pardhan S, Sapkota R, Raman R. *BMJ Open.* 2021 Jul 29;11(7):e047861. doi: 10.1136/bmjopen-2020-047861. *B M J Open*
- Ocular manifestations of HLA B 27 associated uveitis: a study of 255 cases from a tertiary eye care centre from South India Lakra R, Elango N, George AE, Ganesh SK, Biswas J, Dutta Majumder P. *Int Ophthalmol.* 2021 Jul 27. doi: 10.1007/s10792-021-01943-6. Online ahead of print. *Int Ophthalmol*
- Preliminary experience & rationale of primary allo Simple Limbal Epithelial Transplantation (SLET) following surgical excision of Ocular Surface Tumors Iyer G, Srinivasan B, Dhiman R, Agarwal M, Rajagopal R. *Ocul Surf.* 2021 Aug 3;22:120–122. doi: 10.1016/j.jtos.2021.07.007. Online ahead of print. *Ocul Surf*
- Impact of modulus of elasticity of silicone hydrogel contact lenses on meibomian glands morphology and function Iqbal A, Thomas R, and Mahadevan R. *Clin Exp Optom.* 2021 Sep; 104(7):760–766. doi: 10.1080/08164622.2021.1887703. Epub 2021 Feb 25. *Clin Exp Optom*
- Nderitu P, do Rio JMN, Rasheed R, Raman R, Rajalakshmi R, Bergeles C, Sivaprasad S; SMART India Study Group. Deep learning for gradability classification of handheld, non-mydratic retinal images. *Sci Rep.* 2021 May 4;11(1):9469. doi: 10.1038/s41598-021-89027-4. PMID: 33947946; PMCID: PMC8096843.
- Eye injuries from fireworks used during celebrations and associated vision loss: the international globe and adnexal trauma epidemiology study (IGATES) Hoskin AK, Low R, de Faber JT, Mishra C, Susvar P, Pradhan E, Rousselot A, Woreta FA, Keay L, Watson SL, Agrawal R; IGATES Fireworks study group. *Graefes Arch Clin Exp Ophthalmol.* 2021 Aug 28. doi: 10.1007/s00417-021-05284-z. Online ahead of print. *Graefes Arch Clin Exp Ophthalmol*

- Telehealth and the COVID-19 Pandemic: International Perspectives and a Health Systems Framework for Telehealth Implementation to Support Critical Response  
Basu A, Kuziemyky C, de Araújo Novaes M, Kleber A, Sales F, Al-Shorbaji N, Flórez-Arango JF, Gogia SB, Ho K, Hunter I, Iyengar S, John O, John S, Kulatunga G, Rajput VK, Ranatunga P, Udayasankaran JG. *Yearb Med Inform.* 2021 Aug;30(1):126-133. doi: 10.1055/s-0041-1726484. Epub 2021 Apr 21.
- Sivaprasad S, Raman R, Rajalakshmi R, Mohan V, Deepa M, Das T, Ramasamy K, Prevost AT, Wittenberg R, Netuveli G, Lingam G, Hanif W, Ramakrishnan R, Ramu J, Surya J, Conroy D; SMART India Study Collaborators. Protocol on a multicentre statistical and economic modelling study of risk-based stratified and personalised screening for diabetes and its complications in India (SMART India). *BMJ Open.* 2020 Dec 12;10(12):e039657.
- Mukherjee B, Dhillon Hk, Muthumalai M, Agarkar S. Congenital eyelid imbrication syndrome with microphthalmia: a case report, *Journal of American Association for Pediatric Ophthalmology and Strabismus*, 2021. (In press)
- Rainu S, Parameswaran S, Krishnakumar S, Singh N. Dual-sensitive fluorescent nanoprobe for detection of matrix metalloproteinases and low pH in a 3D tumor microenvironment. *J Mater Chem B.* 2022 Jun 30. doi: 10.1039/d2tb00519k. Epub ahead of print. PMID: 35770560.
- Gurudas S, Frudd K, Maheshwari JJ, Revathy YR, Sivaprasad S, Ramanathan SM, Pooleeswaran V, Prevost AT, Karatsai E, Halim S, Chandra S, Nderitu P, Conroy D, Krishnakumar S, Parameswaran S, Dharmalingam K, Ramasamy K, Raman R, Jones C, Eleftheriadis H, Greenwood J, Turowski P. Multicenter Evaluation of Diagnostic Circulating Biomarkers to Detect Sight-Threatening Diabetic Retinopathy. *JAMA Ophthalmol.* 2022 Jun 1;140(6):587-597. doi: 10.1001/jamaophthalmol.2022.1175. PMID: 35511139; PMCID: PMC9073659.
- Vincent A, Natarajan V, Khetan V, Krishnakumar S, Parameswaran S. Retinoblastoma patient-derived stem cells-an in vivo model to study the role of RB1 in adipogenesis. *istochem Cell Biol.* 2022 Apr 21. doi:10.1007/s00418-022-02105-0. Epub ahead of print. PMID: 35445864.
- Bagewadi S, Parameswaran S, Krishnakumar S, Sethuraman S, Subramanian A. Tissue engineering approaches towards the regeneration of biomimetic scaffolds for age-related macular degeneration. *J Mater Chem B.* 2021 Aug 4;9(30):5935-5953. doi: 10.1039/d1tb00976a. PMID: 34254105.
- Differential expression of miRNA-192 is a potential biomarker for HIV associated Immune Recovery Uveitis, Accepted, *Ocular Immunology and Inflammation*.

- Amit, C., Ghose, V., Narayanan, J., Padmanabhan, P., Sathe, G., & Elchuri, S. (2022). Phosphoprotein network analysis of corneal epithelium of Keratoconus patients. *Proteomics*, 2100416.
- Chatterjee, A., Ansar, S., Gopal, D., Vetrivel, U., George, R., & Narayanan, J. (2022). Elucidating the Therapeutic Potential of Cell-Penetrating Peptides in Human Tenon Fibroblast Cells. *ACS omega*, 7(19), 16536–16546. <https://doi.org/10.1021/acsomega.2c00701>
- Gopal, D., Ramani, M., George, R., & Janakiraman, N. (2022). Understanding the cellular response of human tenon fibroblast on polycaprolactone- Aloe vera blend fiber. *Journal of biomaterials applications*, 8853282221091042. Advance online publication. <https://doi.org/10.1177/08853282221091042>
- Nakagawa, Tatsuya, Naoki Okumura, Naoya Hanada, Prema Padmanabhan, Sailaja Elchuri, Amit Chatterjee, Narayanan Janakiraman et al. "Proteomic analysis of TCF4 knock-out corneal endothelial cells derived from the patients with Fuchs endothelial corneal dystrophy." *Investigative Ophthalmology & Visual Science* 62, no. 8 (2021): 827-827.
- Amit, C., Sathe, G., Shunmugam, A., Athyala, P. K., Ghose, V., Chitipothu, S., Janakiraman, N., Sundara, R., & Elchuri, S. V. (2021). Graphitic Carbon Nitride Causes Widespread Global Molecular Changes in Epithelial and Fibroblast Cells. *ACS omega*, 6(14), 9368–9380. <https://doi.org/10.1021/acsomega.0c05513>
- Bose, Sandeep, Amit Chatterjee, Shantha Kumar Jenifer, Biswajit Mondal, Pillalamarri Srikrishnarka, Debasmita Ghosh, Angshuman Ray Chowdhuri, M. P. Kannan, Sailaja V. Elchuri, and Thalappil Pradeep. "Molecular Materials through Microdroplets: Synthesis of Protein-Protected Luminescent Clusters of Noble Metals." *ACS Sustainable Chemistry & Engineering* 9, no. 12 (2021): 4554-4563.
- Rajasekaran, S., Siddiqui, J., Rakijas, J., Nicolay, B., Lin, C., Khan, E., ... & Miles, W. (2021). Integrated multi-omics analysis of RB-loss identifies widespread cellular programming and synthetic weaknesses. *Communications biology*, 4(1), 1-13.
- Mohana Devi, Subramaniam & Nair, Aswathy & Mahalaxmi, Iyer & Balachandar, Vellingiri. (2021). Mitochondrial function and epigenetic outlook in Leber's Hereditary Optic Neuropathy (LHON). *Neurology Perspectives*. 1. 10.1016/j.neurop.2021.07.003.
- Padmanabhan P, Belin MW, Sudhir RR, Mukundan D, Chidambaram H, Ambrósio R.
- Implications of Diagnostic Drops on Scheimpflug Tomography: The Proper Order for Clinical Testing. *Jr.Cornea*. 2021 Nov 11. doi: 10.1097/ICO.0000000000002927. Online ahead of print.PMID: 34759202

- Mohana Devi, Subramaniam & Kumar, Abishek & Chitayath, Ruth & Nair, Aswathy & Mahalaxmi, Iyer & Balachandar, Vellingiri. (2021). Can deep learning revolutionize clinical understanding and diagnosis of optic neuropathy?. *Artificial Intelligence in the Life Sciences*. 1. 100018. 10.1016/j.aailsci.2021.100018.
- Mohana Devi, Subramaniam & Chitayath, Ruth & Mahalaxmi, Iyer & Nair, Aswathy & Balachandar, Vellingiri. (2022). Mesenchymal stem cells (MSCs) in Leber's hereditary optic neuropathy (LHON): a potential therapeutic approach for future. *International Ophthalmology*. 10.1007/s10792-022-02267-9.
- Susarla G , Rizza A , Li A a, Han S , Khan R , Chan W , Lains I , Apivatthakakul A , Brustoski K , Khetan V , Raman R , Igo RP Jr, Iyengar SK , Mathavan S , Sobrin L. Younger age and albuminuria are associated with proliferative diabetic retinopathy and diabetic macular edema in the South Indian GeNetics of DiAbeTic Retinopathy (SIGNATR) Study. *Current Eye Research* (in press, 2022)
- Damir Baranasic , .... Sinnakarupan Mathavan, etal. Integrated annotation and analysis of genomic features reveal new types of functional elements and large-scale epigenetic phenomena in the developing zebrafish. *Nature Genetics* 2022 (in press)
- Mohana Devi S. et al. Does epigenetics have a role in age related macular degeneration and diabetic retinopathy? *Genes and Diseases*. 2020 Jan 23. doi: 10.1016/j.gendis.2020.01.003.
- Incidence, risk factors, treatment and outcome of ocular hypertension following intravitreal steroid injections: A comparative study. *Ophthalmologica*. Accepted for publication on 07.02.2022.
- Rajendran, R., Sudha, D., Chidambaram, S., Nagarajan, H., Vetrivel, U., & Arunachalam, J. P. (2021). Retinoschisis and Norrie disease: a missing link. *BMC research notes*, 14(1), 1-
- Nagarajan, H., & Vetrivel, U. (2021). Deciphering the structural and functional impact of missense mutations in Egr1-DNA interacting interface: an integrative computational approach. *Journal of Biomolecular Structure and Dynamics*, 1-13.
- Joshi, R. K., Pai, S. R., Nagarajan, H., & Vetrivel, U. (2022). Identification of potentially bioactive compounds from *Blumea lacera* essential oil by gas chromatography-mass spectroscopy and molecular docking studies for targeting inflammatory bowel disease. *Natural Product Research*, 1-5.
- Muthuvel Bharathselvi, Karunakaran Coral, Konerirajapuram N Sulochana "Simultaneous Determination of Homocysteine, Cysteine, Glycine, Glutamic Acid, Methionine, Serine and Taurine in Human Plasma by Using Reverse Phase-High Performance Liquid Chromatography" *Annals of Clinical and Laboratory Research*, Apr 06, 2022, DOI: 10.36648/2386-5180.22.10.405 (Impact factor: 1.256)

- Manohar Rebecca, Krishnamoorthy Sripriya, M.Bharathselvi. B.Shantha, Lingam Vijaya, Narayanasamy Angayarkanni "Increased Desmosine in the lens capsules is associated with augmented elastin turnover in Pseudoexfoliation syndrome" EXP EYE RES Dec 20, 2021 DOI: 10.1016/j.exer. 2021.108898 (Impact factor : 3.46)
- Ramya Ravi, Bharathidevi Subramaniam Rajesh "Paraoxonase 2 protects against the CML mediated mitochondrial dysfunction through modulating JNK pathway in Human retinal cells" BBA-General Subjects Oct 25, 2021 DOI: 10.1016/j.bbagen.2021.130043 (Impact factor: 3.77)
- Vignesh Menta, Shweta Agarwal, Ujjalkumar Subhash Das, Laxmi Moksha, Gurumurthy Srividya, Amrutha M Anandan, Bhaskar Srinivasan, Geetha Iyer, Thirumurthy Velpandian, Narayanasamy Angayarkanni "Ocular surface sphingolipids associate with the refractory nature of vernal keratoconjunctivitis: newer insights in VKC pathogenesis" Br J Ophthalmol Oct 5, 2021, DOI: 10.1136/ bjophthalmol-2021-319324 | (Impact factor: 3.97)
- Ramya Ravi, Anand Kumaraswamy, Preeti Chauhan, Bharathidevi Subramaniam Rajesh "Exogenous administration of hydrogen sulfide alleviates homocysteine Induced inflammation in ARPE-19 cells" EXP EYE RES Sep 6, 2021 DOI: 10.1016/j.exer. 2021.108759 (Impact factor : 3.17)
- Wenjie Liu, Sruthi Priya Mohan, Nareshkumar Ragavachetty Nagaraj, Shyam Sundar, Jaganathan, Yi Wen, Sharada Ramasubramanyan, Joseph Irudayaraj "Epigenetic alterations associated with dexamethasone sodium phosphate through DNMT and TET in RPE cells" MOLECULAR VISION Nov 20, 2021 DOI: 27:643-655 eCollection 2021.(Impact factor : 2.36)
- Manish Gore, Ankit Tiwari, Devashree Jahagirdar, Angayarkanni Narayanasamy, RatneshJain, Prajakta Dandekar "Three-dimensional spheroids of choroid-retinal vascular endothelial cells as an in-vitro model for diabetic retinopathy: Proof-of-concept Investigation" Current Research in Pharmacology and Drug Discovery, May 21, 2022, DOI:10.1016/j.crphar. 2022.100111 (Impact factor: 5.547).
- Treatment outcomes of combination of anti-vascular endothelial growth factor injection and laser photocoagulation in Type 1 ROP and APROP. Int Ophthalmol. 2021 Aug 20. doi: 10.1007/s10792-021-02004-8.Parveen Sen , Aditi Agarwal , Pramod Bhende , Suganeswari Ganesan
- Sharma R, Rajagopalan H, Klausen M, Jeyalatha MV, Üçüncü M, Venkateswaran S, Anand AR, Bradley M. Rapid detection of major Gram-positive pathogens in ocular specime using a novel fluorescent vancomycin-based probe. Sensors & Diagnostics. 2022.

- Agarwal S, Pandey S, Srinivasan B, Anand AR, Iyer G. Possible Synergistic Role of Cryo-Alcohol Therapy in Infectious Scleritis—Scope and Rationale for Expanding Indications and Review of the Literature. *Cornea*. 2022 Mar 5.
- Kulandai L, Parthasarathy D, Selvakumar A, Selvi K, Santhakumar DP. Simultaneous screening for antibodies to myelin oligodendrocyte glycoprotein and aquaporin-4 in patients with optic neuritis using cell-based assay. *Current Journal of Neurology*. 2022 Jan 1;21(1):29–34.
- Banerjee P, Alam MS, Subramanian N, Kundu D, Koka K, Poonam NS, Mukherjee B. Orbital and adnexal amyloidosis: Thirty years' experience at a tertiary eye care center. *Indian J Ophthalmol*. 2021 May;69(5):1161–1166. doi: 10.4103/ijo.IJO\_2528\_20.
- Chandran VA, Koka K, Therese L, Mukherjee B. A Rare Fungal Orbital Infection in an Immunocompetent Young Male Caused by *Lichtheimiacyrmbifera* (*Absidiacyrmbifera*). *Ocul Immunol Inflamm*. 2021 Jun 10:1–4. doi: 10.1080/09273948.2021.1909735. Epub ahead of print. PMID: 34110965.
- Alam MS, Mukherjee B, Krishnakumar S. Clinical profile and management outcomes of lacrimal drainage system malignancies. *Orbit*. 2021 May 21:1–8.
- Mukherjee B, Giratkar S. Cicatricial ectropion due to allergic dermatitis. *Oman J Ophthalmol* 2021;14:126–7.
- Rajagopal R, Navneet Toshniwal N, Koka K, Madhuravasal Krishnan J, Veluswamy S. A Rare Case of *Rhizopus Oryzae* Keratitis following Orbital Cellulitis in a Diabetic Patient [published online ahead of print, 2021 Sep 15]. *Ocul Immunol Inflamm*. 2021;1–4. doi:10.1080/09273948.2021.1974054
- Bipasha Mukherjee, Neelam Pankaj Kalbande, Olma Veena Noronha, Krishnakumar S, Pleomorphic Adenomas of Palpebral lobe of the Lacrimal gland. *Oman J Ophthalmol*. In press.
- Bipasha Mukherjee, Aman Agarwal, Olma Veena Noronha. Blindness as the Presenting Sign of Osteopetrosis in a Child. *Oman J Ophthalmol*. In press.
- A fungal epidemic amidst a viral pandemic: Risk factors for development of COVID-19 associated Rhino-orbital-cerebral mucormycosis in India - Multiple authors. (Accepted for publication). *Orbit*
- Banerjee P, Mukherjee B. Urbach-Wiethe disease: Hyalinosis cutis et mucosae. *Oman J Ophthalmol*. 2021;14(3):196–197.
- Alam S, Banerjee P, Krishnakumar S. A rare case of congenital piliomyoma of the eyelid. *Orbit*. 2021;40(6):518–520.

- Alam MS, Banerjee P. Intravenous Cannula as an Economical Option for Canalicular Trephine in Cases of Canalicular Obstruction. *Ophthalmic Plast Reconstr Surg*. 2021;37(3S):S120-S121.
- Alam MS, Banerjee P. A rare case of intramuscular orbital amyloidosis presenting as progressive esotropia in an adult [published online ahead of print, 2021 Dec 3]. *Orbit*. 2021;1-5.
- Alam MS. Reverse masquerade: primary eyelid amyloidosis mimicking sebaceous gland carcinoma. *Orbit*. 2021 Mar 28;1. doi: 10.1080/01676830.2021.1901295. Epub ahead of print. PMID: 33779482.
- Shebin Salim, Md. Shahid Alam, Varsha Backiavathy, Nirav Dilip Raichura & Bipasha Mukherjee (2021) Re: orbital cysticercosis: clinical features and management outcomes, *Orbit*, 2021;40:5, 453
- Alam MS, Ahuja S. Inverse Marcus Gunn jaw winking phenomenon: A rare inhibitory synkinesis. *Orbit*. 2021. Online ahead of print.
- Alam MS, Mistry S, Das S, Mukherjee S, Kumar A, Rao GS. Surgical performance and the positivity rate for novel coronavirus (severe acute respiratory syndrome coronavirus 2) in an ophthalmic setup during the coronavirus disease 2019 pandemic. *Oman J Ophthalmol*. 2021;14(3):162-168. Published 2021 Oct 20. doi:10.4103/ojo.ojo\_61\_21
- Mukherjee B, Gudkar AI, Nair AG, Poonam NS, Alam MS. Iatrogenic nasolacrimal duct obstruction after adnexal intervention: An avoidable consequence. *Oman J Ophthalmol*. 2021;14(3):157-161.
- Khatoon J, Rizvi SAR, Gupta Y, Alam MS. A prospective study on epidemiology of dacryocystitis at a tertiary eye care center in Northern India. *Oman J Ophthalmol*. 2021;14(3):169-172.
- Parameswaran A, Panneerselvam E, Ramanathan M, Mathew M, Mukherjee B. Classification and management of infra-orbital rim fractures, *Journal of Oral and Maxillofacial Surgery* (2022), doi: <https://doi.org/10.1016/j.joms.2022.01.002>.
- Parameswaran A, Pandey M, Panneerselvam E, Nisar SP, Bachivathy V, Mukherjee B. Does Intraoperative Navigation Improve Implant Position Accuracy in Orbital Fracture Repair? *Facial Plast Surg Aesthet Med*. 2022 Mar 21. doi: 10.1089/fpsam.2021.0379. Epub ahead of print. PMID: 35325573.
- A rare case of Panophthalmitis due to cobra bite Suganeswari Ganesan, Aditi Ashok Kumar Agarwal, Krishnakumar Subramanian First Published October 8, 2021 *European journal of ophthalmology* <https://doi.org/10.1177/11206721211049704>



- Md Shahid Alam, Varsha Backiavathy, Veena Noronha & Bipasha Mukherjee (2022): Orbital abscess: 20 years' experience at a tertiary eye care center, *Orbit*, DOI: 10.1080/01676830.2021.2013901
- Mukherjee B, Agrawal A, Noronha OV. Blindness as the presenting sign of osteopetrosis in a child. *Oman J Ophthalmol* 2022;15:117-8.
- Anantanarayanan Parameswaran, Elavenil Panneerselvam, Mrunalini Ramanathan, Milen Mathew Kottackal, Bipasha Mukherjee. Classification and Management of Infra-orbital Rim Fractures. *Journal of Oral and Maxillofacial Surgery*, 2022.
- Rebecca M, Sripriya K, Bharathselvi M, Shantha B, Vijaya L, Angayarkanni N. Increased Desmosine in the lens capsules is associated with augmented elastin turnover in Pseudoexfoliation syndrome. *Exp Eye Res.* 2021 Dec 17;215:108898.
- Shilpashree PS, Suresh KV, Sudhir RR, Srinivas SP. Automated Image Segmentation of the Corneal Endothelium in Patients With Fuchs Dystrophy. *Transl Vis Sci Technol.* 2021 Nov 1;10(13):27. doi: 10.1167/tvst.10.13.27.PMID: 34807254 Free PMC article.
- Padmanabhan P, Belin MW, Sudhir RR, Mukundan D, Chidambaram H, Ambrósio R.
- Implications of Diagnostic Drops on Scheimpflug Tomography: The Proper Order for Clinical Testing. *Jr.Cornea.* 2021 Nov 11. doi: 10.1097/ICO.0000000000002927. Online ahead of print.PMID: 34759202
- Tadepalli S, Farhath HP, Sudhir RR, Padmanabhan P, Biswas J, Saravana S, Rathore M, Paneerselvam S, Ravikumar A, Srinivas SP. Reliability of Aqueous Flare Measurements During Uveitis by a Spot Fluorometer. *J Ocul Pharmacol Ther.* 2022 Jan-Feb;38(1):66-73. doi: 10.1089/jop.2021.0053. Epub 2021 Oct 13.PMID: 34648719

## NATIONAL JOURNALS

- Murthy GJ, Ariga M, Singh M, George R, Sarma P, Dubey S, Choudhry RM, Parikh R, Panday M. A deep dive into the latest European Glaucoma Society and Asia- Pacific Glaucoma Society guidelines and their relevance to India. *Indian J Ophthalmol.* 2022 Jan;70(1):24-35.
- Rajagopal R, Priyanka TM. Stromal rejection in penetrating keratoplasty following COVID-19 vector vaccine (Covishield) - A case report and review of literature. *Indian J Ophthalmol.* 2022 Jan;70(1):319-321.
- Natarajan R, Narayanan N. Descemet's detachment in glycerol grafts used in pandemic corneal tissue shortage. *Indian J Ophthalmol.* 2022 Jan;70(1):299-300.
- Sen P, Varma S. Commentary: Cataract in retinopathy of prematurity - Prevention is the best cure. *Indian J Ophthalmol.* 2022 Feb;70(2):378-379. doi: 10.4103/ijo.IJO\_2407\_21. PMID: 35086200.
- Tadepalli S, Farhath HP, Sudhir RR, Padmanabhan P, Biswas J, Saravana S, Rathore M, Paneerselvam S, Ravikumar A, Srinivas SP. Reliability of Aqueous Flare Measurements During Uveitis by a Spot Fluorometer. *J Ocul Pharmacol Ther.* 2022 Jan-Feb;38(1):66-73. doi:10.1089/jop.2021.0053. Epub 2021 Oct 13. PMID: 34648719
- Okumura N, Padmanaban V, Balaji JJ, Srinivasan B, Hanada N, Komori Y, Yoshii K, Srinivas SP, Koizumi N, Padmanabhan P. Clinical, Morphological, and Optical Correlates of Visual Function in Patients With Fuchs Endothelial Corneal Dystrophy. *Cornea.* 2022 Feb 1;41(2):171-176.
- Regmi A, Suresh J, Asokan R. Changes in work patterns during COVID-19 lockdown and its impact on the eyes and body. *Clin Exp Optom.* 2022 Feb 14;1-7. doi: 10.1080/08164622.2022.2029682. Epub ahead of print. PMID: 35157810.
- Padmanabhan P, Lopes BT, Eliasy A, Abass A, Vinciguerra R, Vinciguerra P, Ambrósio R Jr, Elsheikh A Evaluation of Corneal Biomechanical Behavior in-vivo for Healthy and Keratoconic Eyes Using the Stress-Strain Index. *J Cataract Refract Surg.* 2022 Mar 23. doi:10.1097/j.jcrs.0000000000000945. Online ahead of print. PMID: 35333824
- Agarwal S, Pandey S, Srinivasan B, Anand AR, Iyer G. Possible Synergistic Role of Cryo-Alcohol Therapy in Infectious Scleritis-Scope and Rationale for Expanding Indications and Review of the Literature. *Cornea.* 2022 Mar 5. doi: 10.1097/ICO.0000000000003007. Epub ahead of print. PMID: 35249984.
- Puja Maitra, MunaBhende, Pramod Bhende, Kirthi Koka, Lingam Gopal, Vathsalya Vijay. Dasatinib associated periocular reaction post scleral buckle surgery. *VRSI Newsletter,* March 2021

- Koka K, Singh P, Nisar SP, et al. Role of pre-operative percutaneous embolization in orbital alveolar soft part sarcoma – An experience from a tertiary eye-care center. *Indian J Ophthalmol.* 2021;69(10):2796–2801. doi:10.4103/ijo.IJO\_3758\_20
- Vijayaraghavan M, Mukherjee B. Ectopic cilia — An unusual eyelash disorder. *Indian J Ophthalmol Case Rep* 2021;1:856.
- Geetha Iyer, Mucous membrane grafting for lid margin keratinization in Stevens Johnson syndrome – An eye opening saga , *Indian J Ophthalmol.* 2021 Apr; 69(4): 785—787. doi:10.4103/ijo.IJO\_429\_21
- Kadambi, Sujatha V; Balekudaru, Shantha; Lingam, Vijaya; George, Ronnie. Comparison of intraocular pressure variability detected by day diurnal variation to that evoked by water drinking, *Indian Journal of Ophthalmology*: June 2021 - Volume 69 - Issue 6 - p 1414-1417 .doi: 10.4103/ijo.National
- Bipasha Mukherjee, Hennaav Kaur Dhillon, Muthumeena Muthulmalai, Sumita Agarkar "Congenital eyelid imbrication syndrome with microphthalmia: a case report: *AAPOS.* 2021 Jun; 25(3): 193-195.
- Mukherjee B, Bhopatkar SS. Night blindness in a young girl with extra fingers and toes. *TNOA J Ophthalmic Sci Res* 2021. In press.
- Srinivasan B, Agarwal M, Iyer G, Agarwal S, Padmanabhan P. Pediatric Descemet Membrane Endothelial Keratoplasty. *Am J Ophthalmol.* 2021 Jul;227:12-17. doi: 10.1016/j.ajo.2021.02.011. Epub 2021 Feb 12. PMID: 33587900.
- Sheerin AA, Anand AR, and Mukherjee B. Kocuriarhizophiladacryocystitis: Report of a rare causative organism in a common clinical condition. *TNOA J Ophthalmic Sci Res* 2021. In press.
- Rahini Rajendran, Dhandayuthapani Sudha, Subbulakshmi Chidambaram, Hemavathy Nagarajan, Umashankar Vetrivel, Jayamuruga Pandian Arunachalam , Retinoschisis and Norrie disease: a missing link *BMC Res Notes.* 2021; 14: 204. Published online 2021 May 26. doi: 10.1186/s13104-021-05617-5. — National
- Nair AG, Ahiwalay C, Bacchav AE, Sheth T, Lansingh VC, Vedula SS, Bhatt V, Reddy JC, Vadavalli PK, Praveen S, Wairagade NA, Pettet J. Effectiveness of simulation-based training for manual small incision cataract surgery among novice surgeons: a randomized controlled trial. *Sci Rep.* 2021 May 26;11(1):10945. doi: 10.1038/s41598-021-90410-4. PMID: 34040056; PMCID: PMC8155014.
- Akshay Gopinathan Nair, Chetan Ahiwalay, Ashish E. Bacchav, Tejas Sheth, Van Charles Lansingh, S. Swaroop Vedula, Venudhar Bhatt, Jagadesh C. Reddy, Pravin K. Vadavalli, Smita Praveen, Nikhilesh Anil Wairagade, Jeff Pettet , Effectiveness of simulation-based training for manual small incision cataract surgery among novice surgeons:

a randomized controlled trial , *Sci Rep.* 2021; 11: 10945. Published online 2021 May 26. doi: 10.1038/s41598-021-90410-4. National

- Prabrisha Banerjee, Md. Shahid Alam, Nirmala Subramanian, Debi Kundu, Kirthi Koka, Nisar Sonam Poonam, Bipasha Mukherjee Orbital and adnexal amyloidosis: Thirty years experience at a tertiary eye care center *Indian J Ophthalmol.* 2021 May; 69(5): 1161—1166. Published online 2021 Apr 30. doi: 10.4103/ijo.IJO\_2528\_20 National
- Sweksha Priya, Sujata Guha, Shruti Mittal, Satish Sharma, Md. Shahid Alam , Pediatric ocular motor cranial nerve palsy: Demographics and etiological profile , *Indian J Ophthalmol.* 2021 May; 69(5): 1142—1148. Published online 2021 Apr 30. doi: 10.4103/ijo.IJO\_1803\_20.National
- Paul Nderitu, Joan M. Nunez do Rio, Rajna Rasheed, Rajiv Raman, Ramachandran Rajalakshmi, Christos Bergeles, Sobha Sivaprasad, for the SMART India Study Group , Deep learning for gradability classification of handheld, non-mydratic retinal images , *Sci Rep.* 2021; 11: 9469. Published online 2021 May 4. doi: 10.1038/s41598-021-89027-4. National
- Viswanathan Sivaraman, Aparna Gopalakrishnan, Jameel Rizwana Hussaindeen, Meenakshi Swaminathan, Peter M Allen , Efficacy of low-dose atropine to reduce myopia progression among Indian children , *Indian J Ophthalmol.* 2021 May; 69(5): 1358—1359. doi:10.4103/ijo.IJO\_3157\_20 National
- Kunal K Shah, Devendra Venkatramani, Parthoprati Dutta Majumder , A case series of presumed fungal endogenous endophthalmitis in post COVID-19 patients , *Indian J Ophthalmol.* 2021 May; 69(5): 1322—1325. Published online 2021 Apr 30. doi: 10.4103/ijo.IJO\_3755\_20 National
- Geetha Kumar, Saranya Velu, Sinnakaruppan Mathavan, Rajiv Raman , The yield of diabetic retinopathy screening in patients with long-standing diabetes , *Indian J Ophthalmol.* 2021 Apr; 69(4): 1014—1015. doi: 10.4103/ijo.IJO\_3721\_20 National
- Harsha Bhattacharjee, Suklengmung Buragohain, Henal Javeri, Dipankar Das, Kasturi Bhattacharjee, Delayed postoperative opacification of three hydrophobic acrylic intraocular lens: A scanning electron microscopic and energy dispersive spectroscopic study , *Indian J Ophthalmol.* 2021 May; 69(5): 1103—1107. Published online 2021 Apr 30. doi: 10.4103/ijo.IJO\_2749\_20 National
- Raja Narayanan, Sabyasachi Sengupta, Insurance coverage for intravitreal injections in India—The road ahead , *Indian J Ophthalmol.* 2021 May; 69(5): 1027—1028. doi: 10.4103/ijo.IJO\_738\_21. National

- Anaesthetic management of paediatric Conradi Huneremann syndrome - case report" National.
- Srinivasan R, Jain S, Jaisankar D, Raman R. Incidence and risk factors for retinal detachment following laser-assisted in-situ keratomileusis. Indian J Ophthalmol. 2021 Jul;69(7):1856-1860. — National
- Kumar G, Velu S, Mathavan S, Raman R. The yield of diabetic retinopathy screening in patients with long-standing diabetes. Indian J Ophthalmol. 2021 Apr;69(4):1014-1015. doi: 10.4103/ijo.IJO\_3721\_20. — National
- Sraddha Das, Kritiy Kharbanda, Suchetha M, Rajiv Raman, Edwin Dhas D, Deep learning architecture based on segmented fundus image features for classification of diabetic retinopathy, Biomedical Signal Processing and Control, Volume 68,2021,102600, National
- Sumita Agarkar, Swathi Mailankody, Saranya Settu, Ramyaa Srinivasan, Rajiv Raman, "Visual outcomes following cataract surgery with intraocular lens implantation in vitrectomized eyes among children," Indian J Ophthalmol, 2021 Aug; 69(8): 2078-2081.
- Original article- Paediatric ocular motor cranial nerve palsy: Demographics and etiological profile, Indian Journal of Ophthalmology: May 2021 - Volume 69 - Issue 5 - p 1142-1148 doi: 10.4103/ijo.IJO\_1803\_20 National
- Case report- Partial Visual Recovery after Delayed Surgery in a Case of Rhinogenic Optic Neuropathy- Report of a Case and Review of Literature. Indian J Neurol. 2021;2(1):102 National
- Priya S, Guha S, Mittal S, Sharma S, Alam MS. Pediatric ocular motor cranial nerve palsy: Demographics and etiological profile. Indian J Ophthalmol. 2021 May;69(5):1142-1148 National
- Banerjee P, Alam MS, Subramanian N, Kundu D, Koka K, Poonam NS, Mukherjee B. Orbital and adnexal amyloidosis: Thirty years experience at a tertiary eye care center. Indian J Ophthalmol. 2021 May;69(5):1161-1166. National
- Alam MS, Banerjee P. Intravenous Cannula as an Economical Option for Canalicular Trephine in Cases of Canalicular Obstruction. Ophthalmic Plast Reconstr Surg. 2021 May-Jun 01;37(3S):S120-S121. Indian J Ophthalmol. 2021 May;69(5):1161-1166. doi: 10.4103/ijo.IJO\_2528\_20. National
- Banerjee P, Alam MS, Subramanian N, Kundu D, Koka K, Poonam NS, Mukherjee B. Orbital and adnexal amyloidosis: Thirty years experience at a tertiary eye care center. Indian J Ophthalmol. 2021 May;69(5):1161-1166. doi: 10.4103/ijo.IJO\_2528\_20. PMID: 33913851; PMCID: PMC8186653.

- Sen M, Honavar SG, Bansal R, et al. Epidemiology, clinical profile, management, and outcome of COVID-19-associated rhino-orbital-cerebral mucormycosis in 2826 patients in India - Collaborative OPAI-IJO Study on Mucormycosis in COVID-19 (COSMIC), Report 1. *Indian J Ophthalmol.* 2021; 69(7):1670-1692. doi:10.4103/ijo.IJO\_1565\_21.
- Biswas J, Pradhan A. Commentary: SARS-CoV-2 in tears: It really matters. *Indian J Ophthalmol.* 2021 Dec;69(12):3636-3637.
- Bhende PS, Suresh S. Commentary: The challenges of managing suprachoroidal hemorrhage. *Indian J Ophthalmol.* 2021 Dec;69(12):3590-3591.
- Ratra D. Commentary: Customized extended peeling of the internal limiting membrane. *Indian J Ophthalmol.* 2022 Jan;70(1):187-188.
- Bhende M. Commentary: Imaging in macular telangiectasia type 2 — Correlating structural change with vision. *Indian J Ophthalmol.* 2021 Dec;69(12):3577-3578.
- Madaan S, Magesan K, Verma A, Biswas J. Clinical profile, multimodal imaging, and treatment response in macular serpiginous choroiditis. *Indian J Ophthalmol.* 2022 Feb;70(2):435-441.
- Ganesh SK, Nair N, Thatikonda D. Ultrasound biomicroscopy as a tool in the evaluation and management of ocular hypotony in uveitis. *Indian J Ophthalmol.* 2022 Feb;70(2):443-447.
- Alam MS, Chatterjee S. Periocular cutaneous leishmaniasis. *Indian J Ophthalmol Case Rep* 2021;1:5.
- Kapse RR, Agarwal SS, Rishikeshi N, Deshpande M, Kulkarni S, Deshpande R, Dole K. Cost analysis of pediatric cataract surgery in a tertiary eye care hospital in Western India. *Indian J Ophthalmol.* 2022 Feb;70(2):420-424.
- Verma L, Agarwal A, Dave VP, Honavar SG, Majji AB, Lall A, Mahobia A, Grover AK, Gupta A, Shroff C, Talwar D, Ravindra MS, Goyal M, Sharma N, Kamdar PA, Bhende P, Samant P, Rishi P, Ravindran RD, Narayanan R, Sinha R, Pappuru RR, Kumar SS, Saravanan VR, Lahane TP, Gajiwala U, Pradeep V. All India Ophthalmological Society (AIOS) Task Force guidelines to prevent intraocular infections and cluster outbreaks after cataract surgery. *Indian J Ophthalmol.* 2022 Feb;70(2):362-368.
- Kader MA, Pradhan A, Shukla AG, Maheswari D, Ramakrishnan R, Midya D. Lowering of intraocular pressure after phacoemulsification in primary open-angle and angle-closure glaucoma: Correlation with lens thickness. *Indian J Ophthalmol.* 2022 Feb;70(2):574-579.:

- Banerjee P, Koka K, Alam MS, Subramanian N, Biswas J, Krishnakumar S, Mukherjee B. The spectrum and clinicopathological correlation of eyelid lesions: Twenty years' experience at a tertiary eye care center in South India. *Indian J Ophthalmol.* 2022 Jan;70(1):43–50.
- Narayanan N, Jain N, Ravi P, Natarajan V. The outcome of 70/30 taco insertion through a 2.8 mm clear corneal incision in Descemet's stripping automated endothelial keratoplasty – A retrospective analysis. *Indian J Ophthalmol.* 2022 Jan;70(1):95–99.
- Susvar P, Singh N, Bhende P, Rao C. Outcomes of macular buckling with a T-shaped buckle for myopic tractional maculopathies associated with posterior staphyloma: An Indian experience. *Indian J Ophthalmol.* 2022 Jan;70(1):171–179.
- Ambika S, Durgapriyadarshini S, Padmalakshmi K, Noronha V, Arjundas D. Clinical profile, imaging features and short term visual outcomes of Indian optic neuritis patients with and without seromarkers for myelin oligodendrocyte glycoprotein and neuromyelitis optica. *Indian J Ophthalmol.* 2022 Jan;70(1):194–200
- Alam MS, Banerjee P, Krishnakumar S. the effect of direct cell injury inflicted by cryotherapy on eyelid sebaceous gland carcinoma cells: An ex-vivo experimental study. *Indian J Ophthalmol.* 2022 Feb;70(2):630–633.
- Chandrasekar, Ambika; Rangavittal, Subhiksha; Krishnamurthy, Saara ; Narayanan Anuradha. Profile of ocular conditions from School eye screening in Southern India *Indian Journal of Ophthalmology* (Article in press)
- Krishnamurthy, Saara; Gnanasekar, Vikram Bringi; Rameshan, Subasree; Karunakaran, Gowsalya; Thirumoorthy, Vaishnavi; Kumaran, Amirtha Varshini M; Venkatraman, Padmavathy; Saranya, S; Hussaindeen, Jameel Rizwana1; Sivaraman, Viswanathan1; Narayanan, Anuradha, Upper face anthropometry parameters of children from South India, *Indian Journal of Ophthalmology*: March 2022 - Volume 70 - Issue 3 - p 1064–1065 doi: 10.4103/ijo.IJO\_2629\_21
- Does ocular tissue contain SARS CoV-2 Biswas J, Kandle K. *Indian J Ophthalmol.* 2021 Sep;69(9):2247–2248. doi: 10.4103/ijo.IJO\_1932\_21. *Indian J Ophthalmol*
- Commentary: Effect of exercise on ocular blood flow Ratra D, Ratra A. *Ophthalmol.* 2021 Sep; 69(9):2340. doi: 10.4103/ijo.IJO\_960\_21. *Indian J Ophthalmol*
- An objective technique to calculate dermis-fat graft volume Mukherjee B. *Indian J Ophthalmol.* 2021 Sep;69(9):2524–2526. doi: 10.4103/ijo.IJO\_130\_21. *Indian J Ophthalmol*
- Visual function assessment, ocular examination, and intervention in children with developmental delay: A systematic approach – Part 2 Jayaraman D, Jacob N, Swaminathan M. *Indian J Ophthalmol.* 2021 Aug;69(8):2012–2017.

- Impact of the COVID-19 pandemic on the current models of myopia prediction Hussaindeen JR, Gopalakrishnan A, Sivaraman V. Indian J Ophthalmol. 2021 Sep;69(9):2548-2549. doi: 10.4103/ijo.IJO\_1727\_21.Indian J Ophthalmol
- Prevalence of color vision deficiency among school-going boys in South India Krishnamurthy SS, Rangavittal S, Chandrasekar A, Narayanan A.Indian J Ophthalmol. 2021 Aug;69(8):2021-2025. doi: 10.4103/ijo.IJO\_3208\_20 Indian J Ophthalmol
- Incidence and risk factors for retinal detachment following laser-assisted in-situ keratomileusis Srinivasan R, Jain S, Jaisankar D, Raman R.Indian J Ophthalmol. 2021 Jul;69(7):1856-1860. doi: 10.4103/ijo.IJO\_3123\_20.Indian J Ophthalmol
- Commentary: The domain of optical coherence tomography in the spectrum of pediatric retinal disorders Sen P, Maitra P. Indian J Ophthalmol. 2021 Aug;69(8):2156-2157. doi: 10.4103/ijo.IJO\_1296\_21. Indian J Ophthalmol
- Outcomes of vitreoretinal surgery in retinal detachment associated with morning glory disc anomaly Sen P, Maitra P, Vaidya H, Bhende P, Das K.Indian J Ophthalmol. 2021 Aug;69(8):2116-2121. doi: 10.4103/ijo.IJO\_189\_21.Indian J Ophthalmol
- Surgical outcomes and complications of sutureless needle-guided intrascleral intraocular lens fixation combined with vitrectomy Shelke K, Rishi E, Rishi P. Indian J Ophthalmol. 2021 Sep;69(9):2317-2320. doi: 10.4103/ijo.IJO\_1636\_20. Indian J Ophthalmol
- Visual outcomes following cataract surgery with intraocular lens implantation in vitrectomized eyes among children Agarkar S, Mailankody S, Settu S, Srinivasan R, Raman R. Indian J Ophthalmol. 2021 Aug;69(8):2078-2081. doi: 10.4103/ijo.IJO\_3570\_20. Indian J Ophthalmol
- Janani S, Dhanalakshmi S, Rashima A, Krishnakumar R, Santanam PP. Visual demand, visual ability and vision standards for hairdressers - An observational study from Chennai, Tamil Nadu. Indian J Ophthalmol. 2021 Jun;69(6):1369-1374. doi: 10.4103/ijo.IJO\_2491\_20. PMID: 34011702; PMCID: PMC8302277.
- Priya Sweksha, Alam Md Shahid., Letters to editor- Multicolor imaging characteristics of Peripapillary Wrinkles in Idiopathic Intracranial Hypertension, Article provisionally accepted.: AIAN\_202\_21, Annals of Indian Academy of Neurology.
- Incidence of presumed steroid response in contralateral eye of patients who underwent glaucoma filtration surgery Pandit R, George RJ, Lingam V, Balekudaru S. Indian J Ophthalmol. 2021 Sep;69(9):2481-2483. doi: 10.4103/ijo.IJO\_3069\_20. Indian J Ophthalmol



- Saravanan S, Negiloni K, Asokan R. Assessment of knowledge, attitude, and practice of glaucoma among different cadres of optometrists. *Indian J Ophthalmol.* 2022 Jun;70(6):2014–2019. doi: 10.4103/ijo.IJO\_3168\_21. PMID: 35647971.
- Das T, Agarwal M, Anand AR, Behera UC, Bhende M, Das AV, Dasgupta D, Dave VP, Gandhi J, Gunasekaran R, Joseph J. Fungal endophthalmitis: Analysis of 730 consecutive eyes from seven tertiary eye care centers in India. *Ophthalmology Retina.* 2021 Sep 20.
- Agarwal M, Asokan R, Therese KL, Lakshmiopathy M. Bilateral Acanthamoeba keratitis with radial keratoneuritis – utility of AS-OCT in management and treatment. *Clin Exp Optom.* 2021 Nov;104(8):871–873. doi: 10.1080/08164622.2021.1878857. Epub 2021 Feb 28. PMID: 33689643.
- George R, Asokan R, Vijaya L. Association of metformin use among diabetics and the incidence of primary open-angle glaucoma – The Chennai Eye Disease Incidence Study. *Indian J Ophthalmol.* 2021 Nov;69(11):3336–3338. doi: 10.4103/ijo.IJO\_1486\_21. PMID: 34708800; PMCID: PMC8725087.
- Ortiz-Morales G, Loya-Garcia D, Colorado-Zavala MF, Daniela E. Gomez-Elizondo, Soifer M, Bhaskar Srinivasan B, Shweta Agarwal S, Rodríguez-Garcia A, Perez VL, Amescua G, Iyer G. The evolution of the modified osteo-odonto-keratoprosthesis, its reliability, and long-term visual rehabilitation prognosis: An analytical review. *Ocul. Surf.*, 2022 Mar 15; 24, 129–144
- Agarwal S, Pandey S, Srinivasan B, Anand A R, Iyer G. Possible Synergistic Role of Cryo-Alcohol Therapy in Infectious Scleritis–Scope and Rationale for Expanding Indications and Review of the Literature. *Cornea.* 2022 Mar 5
- Agarwal M, Patnaik G, Agarwal S, Iyer G, Anand AR, Ar G, Biswas J, Zierhut M. Tuberculous Scleritis and Multidrug Resistance. *Ocul Immunol Inflamm.* 2021 Jan 8:1–10. doi: 10.1080/09273948.2020.1853176. Epub ahead of print. PMID: 33416427.
- Shanbhag SS, Sangwan VS, Singh A, Donthineni PR, Basu S, Srinivasan B, Agarwal S, Iyer G. Clinical Aspects of Stevens-Johnson Syndrome/Toxic Epidermal Necrolysis With Severe Ocular Complications in India. *Front Med (Lausanne).* 2021 Aug 27;8:643955. doi: 10.3389/fmed.2021.643955. PMID: 34513854; PMCID: PMC8429498.
- Dhiman R, Agarwal S, Anand AR, Lakshmiopathy D, Srinivasan B, Iyer G. Coexistence of Fungal Keratitis in Bilateral Sequential Microsporidial Keratitis – A Rare Case Presentation. *Ocul Immunol Inflamm.* 2021 Aug 31:1–3. doi: 10.1080/09273948.2021.1969412. Epub ahead of print. PMID: 34464229.

- Menta V, Agarwal S, Das US, Moksha L, Srividya G, Anandan AM, Srinivasan B, Iyer G, Velpandian T, Angayarkanni N. Ocular surface sphingolipids associate with the refractory nature of vernal keratoconjunctivitis: newer insights in VKC pathogenesis. *Br J Ophthalmol*. 2021 Oct 20;bjophthalmol-2021-319324. doi: 10.1136/bjophthalmol-2021-319324. Epub ahead of print. PMID: 34670752.
- Panjiyar M, Sadhu S, Shobha PS, S S, Agarwal S, Srinivasan B, Iyer G. Structural and Functional Evaluation of Meibomian Glands and Its Correlation With Dry Eye Parameters in Stevens–Johnson Syndrome. *Am J Ophthalmol*. 2022 Mar 11;240:187–193. doi: 10.1016/j.ajo.2022.03.004. Epub ahead of print. PMID: 35288074.
- Ortiz-Morales G, Loya-Garcia D, Colorado-Zavala MF, Gomez-Elizondo DE, Soifer M, Srinivasan B, Agarwal S, Rodríguez-García A, Perez VL, Amescua G, Iyer G. The evolution of the modified osteo-odonto-keratoprosthesis, its reliability, and long-term visual rehabilitation prognosis: An analytical review. *Ocul Surf*. 2022 Apr;24:129–144. doi: 10.1016/j.jtos.2022.03.005. Epub 2022 Mar 18. PMID: 35314421.
- Gurnani B, Kaur K, Venugopal A, Srinivasan B, Bagga B, Iyer G, Christy J, Prajna L, Vanathi M, Garg P, Narayana S, Agarwal S, Sahu S. *Pythium insidiosum* keratitis - A review. *Indian J Ophthalmol*. 2022 Apr;70(4):1107–1120. doi: 10.4103/ijo.IJO\_1534\_21. PMID: 35325996.
- Agarwal S, Khan TA, Vanathi M, Srinivasan B, Iyer G, Tandon R. Update on diagnosis and management of refractory corneal infections. *Indian J Ophthalmol*. 2022 May;70(5):1475–1490. doi: 10.4103/ijo.IJO\_2273\_21. PMID: 35502013.
- Ramamurthy D, Vasavada A, Padmanabhan P, Reddy JC, Setty N, Dey A, Sudhir RR. Clinical Outcomes After Bilateral Implantation of a Trifocal Presbyopia — Correcting Intraocular Lens in a Indian Population. *Clinical Ophthalmology* 2021;15:213–225.
- Epidemiology, clinical profile, management, and outcome of COVID-19-associated rhino-orbital-cerebral mucormycosis in 2826 patients in India - Collaborative OPAI-IJO Study on Mucormycosis in COVID-19 (COSMIC), Report 1 Sen M, Honavar SG, Bansal R, Sengupta S, Rao R, Kim U, Sharma M, Sachdev M, Grover AK, Surve A, Budharapu A, Ramadhin AK, Tripathi AK, Gupta A, Bhargava A, Sahu A, Khairnar A, Kochar A, Madhavani A, Shrivastava AK, Desai AK, Paul A, Ayyar A, Bhatnagar A, Singhal A, Nikose AS, Bhargava A, Tenagi AL, Kamble A, Nariani A, Patel B, Kashyap B, Dhawan B, Vohra B, Mandke C, Thrishulamurthy C, Sambare C, Sarkar D, Mankad DS, Maheshwari D, Lalwani D, Kanani D, Patel D, Manjandavida FP, Godhani F, Agarwal GA, Ravulaparathi G, Shilpa GV, Deshpande G, Thakkar H, Shah H, Ojha HR, Jani H, Gontia J, Mishrikotkar JP, Likhari K, Prajapati K, Porwal K, Koka K, Dharawat KS, Ramamurthy LB, Bhattacharyya M, Saini M, Christy MC, Das M, Hada M, Panchal M, Pandharpurkar M, Ali MO, Porwal M, Gangashetappa N, Mehrotra N, Bijlani N, Gajendragadkar N, Nagarkar NM, Modi P, Rewri P, Sao P, Patil PS, Giri P, Kapadia P, Yadav P, Bhagat P

- Parekh R, Dyaberi R, Chauhan RS, Kaur R, Duvesh RK, Murthy R, Dandu RV, Kathiara R, Beri R, Pandit R, Rani RH, Gupta R, Pherwani R, Sapkal R, Mehta R, Tadepalli S, Fatima S, et al. *Indian J Ophthalmol.* 2021 Jul;69(7):1670-1692. doi: 10.4103/ijo.IJO\_1565\_21. *Indian J Ophthalmol*
- Lopes B, Padmanabhan P, Zhang H, Abass A, Eliasy A, Bandeira F, Bao F, Bühren J, Elmassry A, Faria-Correia F, Rocha K, Rechichi M, Romano V, Torres-Netto EA, Vinciguerra R, Vinciguerra P, Elsheikh A. Clinical Validation of the Automated Characterization of Cone Size and Center in Keratoconic Corneas. *J Refract Surg.* 2021 Jun;37(6):414-421
  - Okumura N, Velumani T, Hadiya F, Padmanaban V, Komori Y, Hanada N, Hirono T, Srinivas SP, Koizumi N, Padmanabhan P. Analysis of Immune Cells on Donor Corneal Endothelium After Corneal Transplantation Using the HRT-Rostock Cornea Module. *Cornea.* 2021 Nov 1;40(11):1445-1452.
  - Dandapani SA, Padmanabhan P, Hussaindeen Authors' Response. *JR. Optom Vis Sci.* 2021 Jun 1;98(6):666. doi:10.1097/OPX.0000000000001716
  - Anand AR, Biswas J. TB or NTM: Can a new multiplex PCR assay be the answer? *EBioMedicine.* 2021 Aug 26;71:103552.
  - Vinciguerra R, Ambrósio R Jr, Elsheikh A, Hafezi F, Yong Kang DS, Kermani O, Koh S, Lu N, Padmanabhan P, Roberts CJ, Taneri S, Trattler W, Eliasy A, Jum I, Lopes B, Padmanaban V, Rosetta P, Rost A, Torres-Netto EA, Vinciguerra P. Detection of postlaser vision correction ectasia with a new combined biomechanical index. *J Cataract Refract Surg.* 2021 Oct 1;47(10):1314-1318.
  - Kumar G, Velu S, Mathavan S, Raman R. The yield of diabetic retinopathy screening in patients with long-standing diabetes. *Indian J Ophthalmol* 2021;69:1014-5.
  - Conroy, Dolores,; Ramakrishnan, Radha; Raman, Rajiv<sup>1</sup>; Rajalakshmi, Ramachandran<sup>2</sup>; Rani, Padmaja Kumari<sup>3</sup>; Ramasamy, Kim<sup>4</sup>; Mohan, Viswananthan<sup>2</sup>; Das, Taraprasad<sup>3</sup>; Sadanandan, Rajeev<sup>5</sup>; Netuveli, Gopal<sup>6</sup>; Sivaprasad, Sobha<sup>7</sup> The ORNATE India project: Building research capacity and capability to tackle the burden of diabetic retinopathy-related blindness in India, *Indian Journal of Ophthalmology*: November 2021 - Volume 69 - Issue 11 - p 3058-3063 doi: 10.4103/ijo.IJO\_1505\_21
  - Sen S, Ramasamy K, Vignesh TP, Kannan NB, Sivaprasad S, Rajalakshmi R, Raman R, Mohan V, Das T, Mani I. Identification of risk factors for targeted diabetic retinopathy screening to urgently decrease the rate of blindness in people with diabetes in India. *Indian J Ophthalmol.* 2021 Nov;69(11):3156-3164.

- Padmanabhan P, Belin MW, Sudhir RR, Mukundan D, Chidambaram H, Ambrósio R Jr. Implications of Diagnostic Drops on Scheimpflug Tomography: The Proper Order for Clinical Testing. *Cornea*. 2021 Nov 11. doi: 10.1097/ICO.0000000000002927. Epub ahead of print. PMID: 34759202.
- Kundu D, Krishnakumar S, Alam MS. Tufted angioma of the eyelid — A rare entity. *Indian J Ophthalmol Case Rep* 2021;1:28–9.
- Barh A, Mukherjee B, Poonam NS, Krishnakumar S. Reverse masquerade: Benign sebaceous tumors mimicking sebaceous gland carcinoma of the eyelid. *Indian J Ophthalmol Case Rep* 2021;1:80–2.
- Banerjee P, Alam MS, Koka K, Pherwani R, Noronha OV, Mukherjee B. Role of neuroimaging in cases of primary and secondary hemifacial spasm. *Indian J Ophthalmol* 2021;69:253–6.
- Vijay V, Mukherjee B. Orbital dermoid presenting as ptosis with monocular elevation deficiency. *TNOA J Ophthalmic Sci Res* 2021;59:184–6.
- Gondhale H, Jaichandran VV, Jambulingam M, Anand AR, Srinivasan S, Raman R, Sharma T. Distribution and risk factors of postoperative endophthalmitis in people with diabetes. *Indian J Ophthalmol*. 2021 Nov;69(11):3329–3334. doi: 10.4103
- Sen M, Honavar SG, Bansal R, Sengupta S, Rao R, Kim U, et al. Epidemiology, clinical profile, management, and outcome of COVID-19-associated rhino-orbital-cerebral mucormycosis in 2826 patients in India — Collaborative OPAI-IJO Study on Mucormycosis in COVID-19 (COSMIC), Report 1. *Indian J Ophthalmol* 2021;69:1670–92.
- Kandeegan, Suganya; Kandale, Kaustubh; Periyasamy, Porkodi; Bhende, Muna; Bhende, Pramod, Mathavan Sinnakaruppan; Sarangapani, Sripriya. (2022) Genetic testing in four Indian families with suspected Stickler syndrome, *Indian Journal of Ophthalmology*: 70(7); 2578–2583.
- Srilekha Sundaramurthy, Selvakumar A, Dharani V, Soumitra N, Mani J, Thirumalai K, Periyasamy P, Mathavan S, Sripriya S. Prevalence of primary mutations in Leber hereditary optic neuropathy: A five-year report from a tertiary eye care center in India. *Mol Vis*. 2021 Dec 11;27:718–724
- Anand AR, Harinee R, Jeyalatha MV, Poonam NS, Therese KL, Rajeshwari H, Narasimhan L, Gopinath R. Microbiological profile of canaliculitis and their antibiotic susceptibility patterns: A 11-year review at a referral eye care centre. *Indian Journal of Medical Microbiology*. 2022 Jun 9.
- Sheerin AA, Anand AR, Mukherjee B. *Kocuria rhizophila* dacryocystitis: Report of a rare causative organism in a common clinical condition. *TNOA Journal of Ophthalmic Science and Research* 60 (1), 57.

- Mohan S, Dhanurekha L, Janani MK, Biswas J. Correlation of quantitative polymerase chain reaction with clinical characteristics of patients with viral retinitis. *Indian J Ophthalmol* 2022; 70:2090-3.
- A Nag, A Verma, AR Anand Acute endophthalmitis caused by *Ochrobactrum anthropi* following cataract surgery in an immunocompetent patient—A case report. *Indian Journal of Ophthalmology-Case Reports* 2021; 1 (3), 554
- M Agarwal, AR Anand, M Lakshmipathy. Corneal ring infiltrate in fungal keratitis *Indian Journal of Ophthalmology-Case Reports* 2021; 1 (3), 391
- Pradhan A, Lakshmipathy D, Biswas J. Polymerase Chain Reaction in Ocular and Adnexal Inflammation: Our Experience with Review of Literature. *TNOA J Ophthalmic Sci Res* 2021; 59:331-7.
- Banerjee P, Koka K, Alam MS, Subramanian N, Biswas J, Krishnakumar S, Mukherjee B. The spectrum and clinicopathological correlation of eyelid lesions: Twenty years' experience at a tertiary eye care center in South India. *Indian J Ophthalmol.* 2022 Jan;70(1):43-50. doi: 10.4103/ijo.IJO\_428\_21. PMID: 34937206.
- Alam MS, Banerjee P, Krishnakumar S. The effect of direct cell injury inflicted by cryotherapy on eyelid sebaceous gland carcinoma cells: An ex-vivo experimental study. *Indian J Ophthalmol* 2021. In press.
- Kauser F, Amitava AK, Saxena J, Raza SA, Masood A, Alam MS. Saving space: Comparing mini - logMAR with standard logMAR visual acuity. *Indian J Ophthalmol.* 2021 Jan;69(1):48-51.
- Priya S, Biswas T, Ghasias S, Guha S, Alam MS. Partial visual recovery after rhinogenic optic neuropathy. *Indian Journal of Neurology.* March 2021.
- Priya S, Guha S, Mittal S, Sharma S, Alam MS. Pediatric ocular motor cranial nerve palsy: Demographics and etiological profile. *Indian J Ophthalmol.* 2021;69(5):1142-1148.
- Alam MS. The cunning sugar, *Indian Journal of Ophthalmology: November 2021 - Volume 69 - Issue 11 - p 3383*
- Salim S, Noronha OV, Mukherjee B. Use of volumetric analysis in the management of recurrent dermis fat graft hypertrophy. *Indian J Ophthalmol Case Rep* 2022;2:246-8.
- Dr Appakkudal R Anand, Harinee Rajagopalan, B. Tech; Mani Vimalin Jeyalatha, Ph.D.; Nisar Sonam Poonam, MBBS, MS; kulandai Lily Therese, Ph.D.; Hema Rajeshwari, B. Tech; Lakshmi Priya Narasimhan, B. Tech; R Gopinath, Ph.D. Microbiological profile of canaliculitis and their antibiotic susceptibility patterns: a 11-year review at a referral eye care centre. *Indian Journal of Medical Microbiology.*- accepted for publication. Manuscript Number: IJMMD-D-21-00501R3.

- Alam MS, Backiavathy V, Noronha V, Mukherjee B. Orbital abscess: 20 years' experience at a tertiary eye care center. *Orbit*. 2022 Feb 23:1-8
- Varshita Vasanthapuram, Bipasha Mukherjee, Md ShahidAlam, Varsha Backiavathy, Kirthi Koka, Sonam Poonam Nisar et al. (2022): A fungal epidemic amidst a viral pandemic: Risk factors for development of COVID-19 associated rhino-orbital-cerebral mucormycosis in India, *Orbit*, DOI:10.1080/01676830.2021.2020851
- Singh P, Koka K, Alam MS, Mukherjee B. Management of Marcus Gunn jaw wink syndrome with tarsofrontalis sling vis a vislevator excision and frontalis sling: a comparative study [published online ahead of print, 2022 Jan 24]. *Orbit*. 2022;1-7. doi:10.1080/01676830.2022.2025853
- Saxena S, Koka K, Scott JX, Mukherjee B. Sporadic Burkitt Lymphoma Involving the Orbit - A Report of Two Cases and Review of Literature [published online ahead of print, 2022 Jan 3]. *Orbit*. 2022;1-5. doi:10.1080/01676830.2021.2020849
- Banerjee P, Koka K, Alam MS, Subramanian N, Biswas J, Krishnakumar S, Mukherjee B. The spectrum and clinicopathological correlation of eyelid lesions: Twenty years' experience at a tertiary eye care center in South India. *Indian J Ophthalmol*. 2022;70(1):43-50. doi:10.4103/ijo.IJO\_428\_21
- Alam MS, Banerjee P, Krishnakumar S. The effect of direct cell injury inflicted by cryotherapy on eyelid sebaceous gland carcinoma cells: An ex-vivo experimental study. *Indian J Ophthalmol*. 2022;70:630-33.
- Sheerin AA, Anand AR, Mukherjee B. Kocuria rhizophila dacryocystitis: Report of a rare causative organism in a common clinical condition. *TNOA J Ophthalmic Sci Res* 2022;60:57-9.
- Pal SS, Alam MS, Giratkar SM, Mukherjee B. Analysis of ophthalmic emergency visits during COVID-19 Lockdown in a tertiary eye care center in South India. *TNOA J Ophthalmic Sci Res* 2022;60:2-5.
- Mukherjee B, Bhopatkar SS. Night blindness in a young girl with extra fingers and toes. *TNOA J Ophthalmic Sci Res* 2022;60:114-5.
- Singh P, Koka K, Alam MS, Mukherjee B. Management of Marcus Gunn jaw wink syndrome with tarsofrontalis sling vis a vislevator excision and frontalis sling: a comparative study [published online ahead of print, 2022 Jan 24]. *Orbit*. 2022;1-7. doi:10.1080/01676830.2022.2025853
- Saxena S, Koka K, Scott JX, Mukherjee B. Sporadic Burkitt Lymphoma Involving the Orbit - A Report of Two Cases and Review of Literature [published online ahead of print, 2022 Jan 3]. *Orbit*. 2022;1-5. doi:10.1080/01676830.2021.2020849

## COMPLETED PROJECTS

- Protocol Number: ILJ466-P005: Post-Market Clinical Study of the Clareon® AutonoMe™ with Indian Population [ Dr. Prema Padmanabhan]
- AcusimX: A predictive tool for corneal biomechanical changes following refractive surgery [Dr Prema Padmanabhan]
- Low-cost Platform to Assist Diagnosis and Treatment of Vision Threatening Conditions in Remote Communities in India and Nepal. [Dr Prema Padmanabhan]
- Effect of Systane Gel on Ocular surface kinetics and its effectiveness in treatment of Dry eye disease [Dr. R R Sudhir]
- Optimizing accuracy in anterior segment imaging. [Dr.Prema Padmanabhan / Dr. R R Sudhir]
- Corneal Endothelial segmentation for determining endothelial cell density and morphology. [Dr. R. R. Sudhir]
- Study of nested and real-time polymerase chain reaction for mycobacterium tuberculosis DNA in the aqueous fluid of granulomatous intermediate uveitis a prospective study [Dr. Jyotirmay Biswas]
- Protocol ID/Number: CRTH258B2302 A Two-Year, Two-Arm, Randomized, Double-Masked, Multicenter, Phase III Study Assessing the Efficacy and Safety of Brolucizumab versus Aflibercept in Adult Patients with Visual Impairment due to Diabetic Macular Edema [Dr.Muna Bhende]
- Improving the Compliance of Patients with Diabetic Retinopathy for Regular Screening and Follow-up after Treatment of Sight Threatening Diabetic Retinopathy [Dr Rajiv Raman]
- Evaluation of Macular Pigment Optical Density in Diabetic Retinopathy and correlation with its severity in Non center involving macular edema Retinopathy [Dr Rajiv Raman]
- Protocol Study Code: ET1901001, Evaluation of efficacy and safety of bimatoprost 0.01% (Careprost LS) preservative-free [PF] ophthalmic solution in comparison to conventional bimatoprost 0.01% (Lumigan) Ophthalmic solution for glaucoma or ocular hypertension in Indian population. [Dr. Parivadhani A]
- A prospective study to analyze the meibographic features in chalazion and sebaceous gland carcinoma [Dr. Sonam Nisar]

- Correlation of clinical features in Infectious Keratitis on digital slit lamp photography with artificial intelligence based diagnostic algorithm. [Dr. N Radhika]
- Electrophysiological studies in eyes receiving Intravitreal Chemotherapy for Retinoblastoma [Dr Pukhraj Rishi]
- Social Media (m-Health) based Digital Health Intervention to Increase Awareness to Diabetic Retinopathy and Uptake of Preventive Retinal Screening through Tele-Ophthalmology. [Dr. Sheila John]
- Quantification of near and outdoor activities and light level exposure among children using an objective wearable device — Clouclip [Ms. Aparna G]
- Assessment of reading performance with the International Reading Speed Text (IReST) in Indian regional languages of Bengali and Tamil [Mr. Amit Bhowmick]
- BYNOCS DAT (Dichoptic Amblyopia Therapy) Game treatment for Amblyopia — A randomized controlled trial. [Ms Keerthana]
- Impact of Scleral contact lens in pediatric age group. [Ms. Sona Paul]
- Cost-effectiveness of Elite School of Optometry's (ESO's) School Eye Screening model. [Ms. S Swetha]
- Visual functions following successful anatomical reattachment in macula off Retinal detachment [Dr. Muna Bhende]
- A Comparative study of Reading speed of anisometropic amblyopia with age matched visually normal children at a tertiary eye care center [Dr Meenakshi S]
- Visual profile of children with special needs in tertiary eye care and community camp: A retrospective study [Ms. Aishwarya Ravi]
- Evaluation of occupational ocular hazards and preventive strategies among farmers in southern India [Dr. Rashima A]
- Prevalence and characteristics of myopic retinal changes in Indian children and young adults in a tertiary care eye hospital — A retrospective study [Mr. Jothi Balaji]
- Visual Profile of Accommodative Spasm and the development of True Myopia among a Hospital-based sample diagnosed with Accommodative Spasm [Ms. Aishwarya Ravi]
- An international survey of optometric management of stroke survivors [Ms. Ayisha Atiya]
- Performance of the Go Check kids iPhone photoscreener in detecting amblyopia risk factors in an Indian paediatric population. [Ms. Sushil Arunachalam]



- Change in binocular vision parameters in keratoconic eye wearing scleral lens. [Mr. Krishna Shah]
- Change in reactive oxygen species level in eyes with keratoconus with scleral lenses. [Ms. Shruti Dagar]

**Ph.D Research Project :**

- Low vision intervention in individuals with retinal diseases [Ms. Sarika G] Guide: Dr Rajiv Raman

**DNB Thesis Projects :**

- Characteristics features of Macular Telangiectasia Type 2 using OCT–Angiography. [Dr Damiseti Anjali] Guide: Dr. Parveen Sen
- Study of Corneal Biomechanics in corneal Dystrophies Using Corvis St [Dr. Shruthi.P.S] Guide: Dr.Niveditha Narayanan
- Inflammatory Neuroretinitis: Etiology and Treatment outcome in a tertiary care uveitis center. [Dr. Pallavi Goel] Guide: Dr.Suchitra Pradeep
- Comparison of intra ocular pressure reduction in primary open angle glaucoma, ocular hypertension, primary angle closure and primary angle closure glaucoma with topical anti glaucoma medications. [Dr Arun S] Guide: Dr Ronnie George
- Stargardt disease — Correlation between genotype and phenotype in Indian population.[Dr Mythri K Rao] Guide : Dr Muna Bhende
- Utility of High Frequency Biomicroscopy in the Diagnosis and Treatment of Uveitis [Dr Lavanya S] Guide: Dr. Suchitra Pradeep
- Quantification of Vascular changes in Retinal Vein Occlusion using Optical Coherence Tomography Angiography (OCTA) and to find the Correlation between Vascular Indices and Cardiovascular Risk Factors [Dr Preethi B] Guide: Dr. Dhanashree Ratra
- Management Outcomes of Ophthalmic Manifestations of Carotid–cavernous fistulas in Indian Population [Dr Amol Yuvraj Ganvir] Guide: Dr. Bipasha Mukherjee / Co–Guide: Dr.Swatee V. Halbe [Apollo Speciality Hospital, Chennai]
- Treatment Outcomes Following Intravitreal Anti–Vascular Endothelial Growth Factor Injections in Patients with Myopic Choroidal Neovascularization [Dr Ganesh V] Guide: Dr Vikas Khetan
- Impact of Optic Disc size on Retinal Nerve Fiber Thickness in Normal Eyes and Glaucomatous Eyes [Dr Sitesh Vats] Guide: Dr. Ronnie Jacob George
- Study of risk factors for corneal decompensation following Cataract Surgery in Patients of Fuchs Endothelial Corneal Dystrophy [Dr Saurabh Gupta] Guide: Dr. R R Sudhir

- A Clinical and Microbiological Study of Panophthalmitis Cases managed in a Tertiary Care Centre [Dr Mehta Parth Kirit] Guide: Dr. Chetan Rao
- Hospital Anxiety and Depression Scale Assessment of patients with intraocular tumor before and after therapy [Dr Khandharwar Mahavir] Guide: Dr. Pukhraj Rishi
- Visual Outcomes and Morbidity in Pediatric Uveitis Patients in Tertiary Care Centre [Dr Sivakoti Rama Naga Prasanna] Guide: Dr. Parthopratim Dutta Majumder

#### **M. Optom**

- The effect of therapeutic intervention on the ocular lipid layer in Stevens Johnson Syndrome [Mr Soumen Sadhu Guide: Dr Bhaskar Srinivasan/Dr Geetha Iyer]
- Assessment of Accommodative parameters and pupillary responses in Duane's Retraction Syndrome (DRS) [Mr. Bongoni Viswanath]
- Establishment of clinical profile of pseudoexfoliation in a hospital based setup and comparison of the structural changes between pseudoexfoliation and pseudoexfoliation glaucoma [Mr Sourabh Jandyal] Guide: Dr. Rashima A
- Assessment of ERG and visual psychophysical tests in diabetic macular edema [Ms. Vidya.N] Guide: Dr. Rajiv Raman
- Assessment of Musculoskeletal and Sleep disorder along with visual and ocular profile among drivers [Dhanalakshmi.S] Guide: Dr Rashima A
- Changes in ocular surface parameters in patients with ocular surface disorders wearing scleral contact lenses [Ms. Geetha Shree UK] Guide: Dr. Geetha Krishnan Iyer, Dr. Bhaskar Srinivasan
- Development and Validation of Knowledge, attitude and practice (KAP) survey and assessment of visual profile of cricket players [Mr. S. Robin] Guide : Dr. Jameel Rizwana Hussaindeen, Dr. Rashima A
- Visual rehabilitation and changes in corneal thickness, curvature and aberration in patients with pellucid marginal degeneration fitted with Scleral contact lens [Mr. Ronit Dutta] Guide: Dr. Geetha Krishnan Iyer, Dr. Bhaskar Srinivasan
- The Effect of Stress Management in Central Serous Chorioretinopathy [Ms. B.Manju Varshini] Guide: Dr. G Suganeswari
- The evaluation of visual field staging classification systems in Glaucoma [Ms. Suchana S. S. Shirodker] Guide : Dr Rashima A
- Assessment of Macular visual functions in patients with Obstructive Sleep Apnea Syndrome [Ms Brughanya S] Guide: Dr. G Suganeswari, Dr Rashima.
- Evaluation of Low-Contrast Visual Acuity as a visual outcome measure in Optic Neuritis diagnosis & prognosis [Mr. Shubham Ajit Deshpande] Guide: Dr. S. Ambika

- Assessing the features of Polypoidal Choroidal Vasculopathy in Swept Source Optical Coherence Tomography Angiography [Ms. Maanasi M Guide : Dr. Parveen Sen]
- Structural and functional changes in those with NoDiabetic Retinopathy(No DR) and mild Non-Proliferative Diabetic Retinopathy(NPDR) among diabetics using Optical Coherence Tomography Angiography, Multifocal Electroretinogram and Photopic Negative Response [Ms. Karthika]
- Screening for cerebral visual impairment in children reporting to Pediatric Ophthalmology Services [Ms. R Aishwarya]
- Near Induced Transient Myopia (NITM) parameters after mobile phone usage among school children and its effect on Myopia progression [Ms. Amrithaa M]
- Development of a Tele-Rehabilitation model in children with Cerebral Visual Impairment (CVI): A Pilot Study [Ms. Janet Philip]
- Development and testing of a novel screening device for Glaucoma [Mr. Anantha Padmanabhan; Guide : Dr. Ronnie George]
- Cost-effectiveness of Elite School of Optometry's (ESO's) School Eye Screening model [Ms. S Swetha]
- Understanding Optometrists' Practice Patterns for Glaucoma detection and Evidence Based Glaucoma Training in South India. Ms. Khaarthiyaa Lokanathan] Guide : Dr Rashima A

## ONGOING PROJECTS

- The Clinical impact of FECD on low contrast vision [Dr Prema Padmanabhan]
- A Randomized clinical study evaluating Revital Vision therapy for improving best corrected visual acuity and contrast sensitivity function in patients after a) collagen cross linking b) refractive surgery and phacoemulsification with extended depth of focus or multifocal IOLs. [Dr. Prema Padmanabhan / Dr. R R Sudhir]
- Segmentation of meibomian glands by deep learning to assess severity of dry eye disease. [Dr R R Sudhir]
- Development and Validation of Artificial intelligence algorithm for diagnosis of Infectious keratitis. [Dr. R R Sudhir / Dr. Meena Lakshmiopathy]
- REACH- Refractive error among children [Dr T.S. Surendran]
- To study the characteristics of optic nerve head by OCT angiography after IOP reduction: A prospective study [Dr. Ronnie George / Dr. B Shantha / Dr. L Vijaya]
- Clinical Imaging Study — Glaucoma [Dr Ronnie George / Dr L Vijaya / Dr B Shantha]
- The Indian Childhood Glaucoma Incidence Study [Dr B Shantha]
- Construction and validation of a pediatric perimeter based on eye tracking technology [Dr Ronnie George]
- The Asia Primary Tube versus Trabeculectomy (TVT) Study [Dr Ronnie George]
- Normative data collection for oculomotor functions using prototype eye-tracking technology in accordance with the conventional method [Dr Ronnie George]
- Protocol No. MLTSP/04/2019-An Open Label, Multicentric, Phase III, Prospective study to evaluate the efficacy, safety and tolerability of triple fixed dose combination of Timolol 0.5% + Brimonidine 0.2% + Brinzolamide 1% eye drops in patients with Open angle glaucoma/ocular hypertension not responding to dual drug therapy. [Dr Ronnie George]
- Protocol No. BRIN-20-01 A Bioequivalence Study of Generic Brinzolamide 1% Ophthalmic Suspension compared to Reference Listed Drug AZOPT (Brinzolamide) 1% Ophthalmic Suspension in Subjects with Primary Open Angle Glaucoma or Ocular Hypertension. [Dr Ronnie George]
- Sankara Nethralaya Tubercular Uveitis (SANTU) Study [Dr. J Biswas]
- Protocol No.:010906IN, Title: Lumina: A Phase III, Multicenter, Sham-Controlled, Randomized, Double-Masked Study Assessing the Efficacy and Safety of Intravitreal Injections of 440 uq DE-103 for the Treatment of Active, Non-Infectious Uveitis of the Posterior Segment of the Eye [Dr. J Biswas]

- Optical coherence tomography-based novel outcome measures for disease monitoring in intraocular inflammatory and infectious diseases. [Dr. Jyotirmay Biswas]
- To establish a predictive artificial intelligence (AI) based model using immune phenotype correlation for disease stratification and prognosis in patients with ocular tuberculosis (OTB). [Dr. Jyotirmay Biswas]
- CRISEPTED Combined radiotherapy and intravenous steroids for the treatment of Early Progressive Thyroid Eye Disease [Dr Bipasha Mukherjee]
- Protocol ID/Number: ALK21/ENZ105-RANI 1. A Comparative, Double-Blind, Randomized, Multicenter, Phase III study to compare the safety & efficacy of ENZ105 of Enzene Biosciences Ltd. With Innovator Ranibizumab in subjects with Neovascular (Wet) Age related Macular Degeneration (AMD) [Dr. Pramod S Bhende]
- Macular Edema Ranibizumab v. Intravitreal anti-inflammatory Therapy (MERIT) – A Phase 3 Study Dr. Sudha Ganesh]
- To validate Deep learning algorithm to detect and predict ocular Pathologies [Dr Rajiv Raman]
- Macular Pigment Optical Density and its relationship with high myopia in Indian Subjects. [Dr. Rajiv Raman]
- Analysis of quality of vision in patients with low vision using augmented reality devices. [Dr. Rajiv Raman]
- Evaluation of visual performance of patients with low vision in a virtual reality environment pre and post anti-VEGF injection. [Dr. Rajiv Raman]
- Quantitative analyses and prediction of anti-VEGF treatment effectiveness in Diabetic Macular Edema (DME) and neovascular Age related Macular Degeneration (nAMD) with relation to central subfield thickness (CST) and sub retinal fluid (SRF) volume outcomes, respectively, using machine learning (ML) methods [Dr. Rajiv Raman, Dr. Parveen Sen]
- Protocol Title: 19140 Structured Post-marketing surveillance to collect the safety data of intravitreal aflibercept injection (IVT-AFL) in patients of wet age-related macular degeneration during real world clinical practice [Dr. Parveen Sen]
- A Double Masked, Parallel Group, Randomised, Multicentre, Clinical Study to Compare Efficacy and Safety of Intas Ranibizumab with Lucentis® in Patients with Neovascular (Wet) Age-Related Macular Degeneration (AMD). [Dr. Dhanashree Ratra]
- A prospective, open-label, two arms, randomized, interventional clinical study to evaluate the efficacy and safety of Maquiday (Maquibright®) for the treatment of dry eyes and fatigue. [Dr. Geetha Iyer]

- Evaluation of autologous conditioned serum rich in IL-1RA as an eye drop for the management of moderate to severe ocular Stevens Johnson Syndrome and Sjogrens Syndrome: a Pilot study. [Dr. Geetha Iyer]
- Exploring correlation between sphingolipids and sex steroids in VKC. [Dr. Shweta Agarwal]
- Role of neuromodulators in progression of myopia: A case controlled collaborative study. [Dr. Sumita Agarkar]
- Vision related Quality of Life in patients with low vision using the IVI -VLV questionnaire [Dr. Mona Khurana/Dr. Anuradha N]
- A Prospective comparative study of the Functional visual outcomes of three different Intra Ocular Lenses Bifocals, Trifocals and Extended depth of focus lenses [Dr Shikha Rajesh Bassi]
- SNEHAM 2020 — Sankara Nethralaya Eye Hospital Anjali to Mahatma [Dr. Anuradha N]
- Impact of Occupational Optometry Services on Productivity and Vision Related Quality of Life of Small scale and Cottage Industry Workers, Optometrists, Medical lab technicians, Electronic part amblers, drivers, tyre / rubber industry workers [Dr. Rashima A]
- Retinal vascular permeability in Dengue virus infection: pathogenesis and evaluation of protective effects of vascular stabilizing agents [Dr. A R Anand]
- Evaluation of novel molecular platforms in the early diagnosis of infectious endophthalmitis [Dr. A R Anand]
- Proteomic approach to understand the pathophysiology and invitro evaluation of Macrolides and Oxazolidinones against Pythium insidiosum [Dr.L. Dhanurekha]
- Effect of Low Dose Atropine (0.01%) eye drops on choroidal thickness and peripheral refraction in children with myopia [Ms Anusha Paritala]
- Construction and Validation of HRQoL Questionnaire for Children with VKC and their parents. [Ms. Ambika Chandrasekar]
- Sankara Nethralaya - Tamil Nadu Essilor Myopia (STEM) Study [Ms. G Aparna]
- Corneal endothelial changes in scleral lens wearers in keratoconic eyes.[Ms. Shruti Dagar]
- Progression of myopia before and after COVID-19 among children visiting a tertiary eye care centre. [Ms. Arpita Paul]
- Peripheral refraction in different refractive errors among young Indian adults. [Ms. Asha Tharsis]

- Effect of Yoga related exercise on Intraocular Pressure and Optical Coherence Tomography Angiography parameters in healthy adults and glaucoma patients. [Ms. S. Pooja]
- Comparison of changes in binocular vision parameters at pre and post laser vision correction surgery among myopic anisometropia. [Mr. Prasannasai K]
- Profile of occupational injury and its sequelae of visual impairment. [Ms. Jeevitha Asokan]
- Quality of life among patients with glaucoma and the impact of low vision services. [Ms. Indira Rengarajan]
- Comparison of symptoms associated with reading in smartphone in photopic versus scotopic conditions and reading in smartphone versus hard copy. [Ms. A. Roselin Kiruba]
- Conjunctival Ultraviolet Autofluorescence photography in assessing the outcome of glaucoma filtration surgery. [Ms. Shreya Menezes]
- Ophthalmic anthropometry measurements among a sample of Indian adults. [Ms. V. K. Sowmya]
- Swept- source optical coherence tomography angiography and wide field fundus fluorescein angiography in retinal vasculitis [Ms. Sujata Yadav]
- Impacts of visual skills developmental therapy in children with Neuro-developmental disorders [NDD'S]. [Ms. N. Inbarasi]
- Development and validation of a prototype to assess visual reaction time among visually normal individuals and patients with traumatic brain injury [Ms. Ayisha Atiya]
- Distance vergence facility among adults with convergence insufficiency. [Mr. Amit Bhowmick]

**Ph.D Research Project :**

- Digital eye strain (DES) also known as Computer Vision Syndrome (CVS), its prevalence, the factors contributing to DES, the adaptation to and management of DES in different subsets of users of Visual Displays Units (VDU) [Ms Renjini Athul Madhavan] Guide : Dr R R R Sudhir

**DNB Thesis Projects :**

- Outcomes of Surgical Management of Descemet's Membrane Detachment during Cataract Surgery in a Training Centre [Dr Aman Agrawal] Guide: Dr. Sripriya Krishnamoorthy

- Comparative study of Surgical Outcome in Phacoemulsification with Posterior Polar Cataract in 2 ERAS 10 years apart in a group of surgeons [Dr. Adheela Abdulla] Guide: Dr. Shikha Bassi
- Clinical Profile, Diagnosis and Management of Familial Exudative Vitreoretinopathy in the Indian Population [Dr Thatigotla Naga Amulya] Guide: Dr. Girish S Rao
- Correlation of Digital Slit Lamp Photography with Clinical features in Infective Keratitis. [Dr Doshi Aashna Premal] Guide: Dr. N Radhika
- Analysis of Retinal Changes with Optical Coherence Tomography Angiography in Patients having Diabetic Macular Edema with Proliferative Diabetic Retinopathy as Compared with those having Diabetic Macular Edema without Proliferative Diabetic Retinopathy before and after Anti-Vascular Endothelial Growth Factor Therapy [Dr Nila D Dev] Guide: Dr. Aditya Verma
- Exploring, Developing and validating a predictive model for OCT markers of Inflammation vs Angiogenesis in Macular Edema [Dr Meenakshi Mahesh] Guide: Dr. Rajiv Raman
- A Study of swept source OCT and OCT -Angiography features of Pathological Myopia [Dr Amber Dubey] Guide: Dr. Pradeep S
- Functional Outcome of Descemet Membrane Endothelial Keratoplasty in Corneal Endothelial Disorders [Dr Sneha Bhopatkar] Guide: Dr. Bhaskar Srinivasan
- Comparison of Accuracy of 8 Intra Ocular Lens Power Calculation Formulas in patients Undergoing Cataract Surgery [Dr. Catharine Joby] Guide: Dr. Vineet Ratra
- Visual Outcome Post Cataract Surgery in Patients with an Axial Length more than 26mm [Dr. Radhika Sriram] Guide: Dr. P S Rajesh
- Outcomes of therapeutic penetrating keratoplasty in fungal keratitis [Dr. Marella Alekya] Guide: Dr. Mamta Agarwal
- Comparison of eyes with early diabetic retinopathy and healthy eyes in diabetic patients on OCT Angiography [Dr. Gaurav Chauhan] Guide: Dr. Aditya Verma
- Diagnostic value of polymerase chain reaction in difficult cases of microbial keratitis. [Dr Pranav Sanjay Patil] Guide: Dr. N. Radhika
- A study of clinical profile of retinopathy of prematurity in assisted reproductive techniques [Dr. Kalbande Neelam Pankaj] Guide: Dr. G. Suganeswari
- Trabeculectomy in uveitis: Outcomes and impact on recurrence rates [Dr Jazz K Manadan] Guide: Dr. Amala Elizabeth George
- Clinical Profile and Treatment Outcome of Patients with Retinal Vasculitis in a Tertiary Eye Care Centre. [Dr. Divyansh Vinki Rughwani] Guide Dr. Parthoprattim Dutta Majumder



- Central retinal vein occlusion in young adults: clinical profile and treatment outcomes following anti-VEGF therapy. [Dr Sourav Padhi] Guide :Dr Vikas Khetan
- Indications, outcomes and complications of therapeutic penetrating keratoplasty for microbial keratitis. [Dr Mridula Vijayaraghavan] Guide: Dr Meena Lakshmipathy
- Treatment outcome of vitrectomy and internal limiting membrane peeling for refractory diabetic macular edema [Dr Utsav Bhavesh Shah] Guide: Dr Dhanashree Ratra
- Rates, risk factors and reasons for reoperation in patients undergoing glaucoma surgery [ Dr. M. Aishwarya] Guide: Dr. Mona Khurana.
- Clinical characteristics and multi-modal imaging of contusion maculopathy [Dr.Nikhil Shahaji Pawar] Guide: Dr. Chetan Rao
- Clinical profile and management of immune recovery uveitis in patients with HIV/AIDS. [Dr. Himani Manglik] Guide: Dr. Sudharshan S
- A comparative evaluation of complications and visual outcome of phacoemulsification in vitrectomised eyes with air or gas as Endotamponade vs Non-vitrectomised eyes [Dr Malekar Rutuja Ravindranath] Guide :Dr. Rajesh P S
- Factors affecting visual outcome after Cataract surgery in traumatic cataract post Blunt trauma: a retro-prospective study [Dr. Komal Parekh] Guide: Dr Shikha Rajesh Bassi.

#### **MS Thesis Protocols:**

- Managing Post Scleral Fixed Intraocular Lens (SFIOL) Retinal Detachment – Functional and Anatomical Outcome. [Dr Arush Bhuwalka] Guide: Dr. Pramod S Bhede
- Impact of Covid-19 pandemic on rate of progression of glaucoma [Dr. Bhavini Johri] Guide:Dr. Ronnie Jacob George
- A comparative study of short-term outcomes of combined phacoemulsification-trabeculectomy surgery done by trainees and experienced surgeons [Dr. Sivaranjani P] Guide: Dr. Sripriya Krishnamoorthy
- Evaluation of macular pigmentation optical density in age related macular degeneration using dual wavelength auto-fluorescence imaging technique in a clinical set-up [Dr Raheema A.N.] Guide: Dr. Vinata Muralidharan

#### **M. Optom**

- Role of various colour vision tests and its impact on driving. [Ms. Annapoorani CT]
- Effect of using Blue Light filtering spectacle lenses and computer-based application on visual performance [Ms. Agatha K Sajji]

- Barriers and facilitators for compliance to Low vision care services in a tertiary eye care hospital – A qualitative study [Ms. Nandhinee S]
- Quality of life in an Indian sample of moderate and high myopes. [Ms. M.Varsha Harinya]
- Choriocapillaris flow deficit (CCFD) analysis in Age related macular degeneration (AMD) using Swept source optical coherence tomography angiography (SSOCTA) — A Retro-prospective Study. [Mr. Amose. T]

### **List of Retrospective Studies carried out during the year :**

- Non-Interventional Study Protocol (non-PASS) with secondary use of data Study Protocol CRFB002AIN02: To understand the characteristics, treatment patterns and outcomes in nAMD across various centres in India. [Dr Rajiv Raman]
- Prevalence of macular complications associated with high myopia by spectral-domain optical coherence tomography — A retrospective study [Mr. J Jothi Balaji]
- Agreement between Optometrists in reporting Ocular diagnostic investigations. [Dr.Viswanathan S]
- Trends in cataract surgery during the severe acute respiratory syndrome coronavirus 2 (SARS-CoV-2) pandemic. [Dr Mona Khurana]
- Neovascular Glaucoma: Trends before and after the advent of anti-vascular endothelial growth factor. [Dr Mani Baskaran]
- Efficacy of Clinic Based Binocular Vision Therapy for Intermittent Divergence Squint (IDS) among an adult cohort- a Retrospective cohort. [Mr. Amit Bhowmick]
- Impact of Binocular Visual Field Parameters on Vision Related Quality of Life (VRQoL) and performance based measure in glaucoma. [Dr. Ronnie George]
- Serial swept-source optical coherence tomography (ss-oct) features of choroidal neovascularization (cnv) in a young female secondary to focal choroidal excavation (fce)-A retrospective case report. [Dr. Muna Bhende]
- Indications, Prevalence and Outcome of Treatment in Patients with Congenital X-Linked Retinoschisis. [Dr Pramod S Bhende]
- Development and Validation of a Deep Learning Algorithm for Detection of Optic Nerve Head Disorders — Step to Artificial Intelligence. [Dr.S.Ambika]
- Analysis of Choroidal Vasculature in late onset Stargardt disease. [Dr. Dhanashree Ratra]
- Evaluating ratio of inner and outer retinal thickness as a predictor of visual outcome and treatment response in patients with diabetic retinopathy. [Dr. Dhanashree Ratra]
- Phenotypic characteristics of biettis crystalline dystrophy in Indian population. [Dr. Dhanashree Ratra]

- The long term change in retinal vessel density and perfusion density following treatment with intra vitreal anti — VEGF / steroid injections in patients with diabetic retinopathy. [Dr. Dhanashree Ratra]
- Retrospective study of two case reports highlighting the additional utility of OCTA in detecting CNVM along with DME. [Dr. Muna Bhende]
- Comparison of Intraocular pressure variability detected by an office day diurnal variation test using Goldmann applanation tonometer and home tonometry using I care HOME by glaucoma patients. [Dr Mani Baskaran]
- Changes in binocular vision parameters at pre and post office based vision therapy among myopic anisometropia—a retrospective cohort. [Mr.Prasannasai K]
- Conjunctival swab analysis of patients undergoing Vitreoretinal surgeries. [Dr. Muna Bhende]
- Effectiveness of a tele-based Dichoptic Gameplay in the Management of Amblyopia Using BYNOCS- A Retrospective study. [Mr. Praveen Kumar P]
- Frequency of Non strabismic binocular vision anomalies (NSBVA) and its Efficacy in the Office based Vision therapy among older adults of tertiary eye care centre — A Retrospective study. [Mr. Amit Bhowmick]
- Asia Glaucoma Registry. [Dr. Ronnie George]
- Comparison of outcomes of surgical management of uveitic glaucoma and steroid induced glaucoma in children. [Dr. Shantha B]
- Sankara Nethralaya School Children Eye Examination Study (SN-SEES) [Dr. Anuradha]
- Impact of Corona virus disease (COVID-19) on oculomotor and cognitive functions. [Ms. Ayisha Atiya]
- Evaluation of OCT and OCTA biomarkers in Eyes with idiopathic choroidal neovascular membrane (CNVM) treated with anti VEGF. [Dr. Muna Bhende]
- Glaucoma in retinitis pigmentosa. [Dr. Reni Philip]
- Microbiological profile of infectious keratitis and antibiotic susceptibilities of bacterial isolates. [Dr A.R. Anand]
- Microbiological profile and antibiotic susceptibilities of infectious agents causing endophthalmitis. [Dr A.R. Anand]
- Clinical Profiling of Vernal Keratoconjunctivitis from a Tertiary Eye Hospital in South India over a period of 5 years. [Ms Ambika C]
- The effect of direct cell injury inflicted by cryotherapy on eyelid sebaceous gland carcinoma cells: An ex-vivo experimental study. [Dr. Md. Shahid Alam]

- Comparison of Retinal Pigment Epithelium(RPE) thickness in patients with Age related macular degeneration (AMD) and normal population using Swept Source Optical Coherence tomography(SSOCT). [Dr. Dhanashree Ratra]
- Ocular Autoimmune Systemic Inflammatory Infectious Study (OASIS) [Dr. J Biswas]
- Demographic, clinical features and management outcomes of ocular cicatricial pemphigoid over a decade: SN experience. [Dr. Geetha Iyer]
- Anatomical & functional outcomes of patients with MOOKP at SN. [Dr. Geetha Iyer]
- Retrospective analysis of demographic, clinical profile, management and outcome of Sjogrens syndrome (SS) patients. [Dr. Geetha Iyer]
- Incidence of Complications and Visual Outcome of Cataract Surgery in Axial Myopic Patients at a Community Health Center. [Dr Veena Bhaskaran]
- To demonstrate features of pachychoroid in fellow eyes of patients with circumscribed choroidal haemangioma (CCH) who presented with central serous chorioretinopathy (CSCR) or were found to develop CSCR during follow-up. [Dr. Muna Bhende]

## PARTICIPATION IN CONFERENCES

- Dr. Nisar Sonam Poonam gave an invited talk on “Covid Associated Mucormycosis” in the webinar organised by Tanjore Dental Association in May 2021.
- Dr. Nisar Sonam Poonam delivered an invited talk on “Tolosa- Hunt Syndrome” in the South India Neurological Association – SINA & IHA Meeting held in May 2021.
- Dr. Nisar Sonam Poonam, Dr. Kirti Koka and Dr. Varsha Backiavathy participated in the Annual Meeting of the American Society of Ophthalmic Trauma on 4th June 2021. Dr. Nisar Sonam made a paper presentation on “ION vs no-ION in secondary reconstruction of fractures”; poster on “Dynamic MRI” and Dr. Varsha Bakiavathy made a presentation on “Modified Turkish delight in NOE fractures”. Dr. Kirti Koka made a poster on “Autologous fat transfer for post traumatic facial contouring”.
- Dr. Kirti Koka delivered an invited talk on “COVID associated Mucormycosis – oculoplasty perspective” in the Indian Dental Association webinar on 13th June 2021.
- Dr. J Biswas, Dr. T S Surendran, Dr. Rajiv Raman and Dr. Sumita Agarkar attended the 79th Annual Conference of All India Ophthalmological Society (AIOS) held between 24th and 27th June, 2021. Dr. J Biswas, received the AIOC Posterior Podium Award in Uvea section. Dr. T. S. Surendran, delivered the 2nd Dr L P Agarwal Endowment Lecture on 26th June, 2021. Dr Rajiv Raman received the P Siva Reddy International Award for his significant research work in the field of Diabetic Retinopathy.
- Dr. Suganeswari G participated in the Eye Health Heroes 2021 organized by The International Agency for the Prevention of Blindness (IAPB) at Hong Kong in September 2021 (virtual) and she gave an invited talk on “Investigations in diabetic retinopathy”.
- Dr. Suganeswari G attended the Gurukul 2021 organised by Bombay Ophthalmologists Society at Mumbai (virtual) on 5th September 2021 and she delivered an invited talk on “Eye sacrifice to salvage in Retinoblastoma”.
- Dr. T. S. Surendran, Dr. L. Vijaya, Dr. Jyotirmay Biswas, Dr. Pramod Bhende, Dr. Muna Bhende, Dr. Ronnie Jacob George, Dr. Meenakshi S, Dr. Kavitha Kalaivani, Dr. Muthumeena Muthumalai, Dr. Vineet Ratra, Dr. Sonam Nisar Poonam, Dr. Rama Rajagopal, Dr. R R Sudhir, Dr. Meena Lakshmi pathy, Dr. Sudharshan S, Dr. Parthoprathim Dutta Majumder, Dr. Vidhya Dharani M, Dr. Rajiv Raman, Dr. Suganeswari G, Dr. Nisar Sonam Poonam, and Dr. Varsha Bakiavathy T participated in the Madras ICON 2021, the 68th Annual Conference of Tamil Nadu Ophthalmic Association (TNOA) held from 10th to 12th September 2021.

Dr. T. S. Surendran was the Chairman of the Paediatric Ophthalmology Session and spoke on "Overview of Strabismus." The co-chairperson was Dr. S. Meenakshi, with Dr. Kavitha Kalaivani as the moderator. Dr. T. S. Surendran spoke on the topic: "Let us make it straight, Can we? — Tailored approach to strabismus management." Dr. Meenakshi S spoke on the topic: "Shaky eyes — what can we treat in nystagmus." Dr. Kavitha Kalaivani spoke on the topics: "What's next after cataract surgeries—end is not the end" and "Interesting cases."

The free paper titled "Clinical features and outcomes of pediatric traumatic cranial nerve palsies (FP 446)" presented by Dr Akshya. P and co-authored by Dr. Muthumeena was adjudged as the First Runner-Up among free papers in Pediatric Ophthalmology in TNOA.

Dr. Vineet Ratra performed a cataract surgery live as part of the "Challenging scenarios in cataract surgery" — video symposium.

Dr. Sonam Nisar gave a talk on "Advances in Oculoplasty: Do all Mucor need exenteration: indications and surgical steps".

Dr. Rama Rajagopal was the co-chairman of the Cornea symposium and delivered a talk on "Ocular surface tumours."

Dr. Meena Lakshmiopathy spoke on the topic, "Infectious keratitis — taming the tide" and Dr. Sudhir R. R. spoke on the topic of "Managing post PRK haze."

Dr. L. Vjaya was the chairperson of the Glaucoma symposium and delivered a talk on "Role of lens in glaucoma—yes clear lens extraction an option and Dr. Ronnie George gave a talk on "Glaucoma medication — start early lower fewer better."

Dr. Jyotirmay Biswas was the chairperson of the Uvea symposium and gave a talk on "Uveitis search for the cause". He also chaired a session on Journal and gave keynote address on "Uveitis Research and publications — My journey and way forward". He delivered a talk "Practical pearls in Uveitis" in the virtual session titled "Uveitic pearls from the bosses". Dr Sudharshan was the moderator of the virtual session.

Dr. Sudharshan S moderated the in-person session titled "Uvea — Utopia". He also spoke on the topic: "Pattern recognition in uveitis."

Dr. Parthoprattim Dutta Majumder gave a talk on "Beyond Steroids."

Dr. Vidhya Dharani D. M. gave a talk on the topic, "Sudden Vision Loss," which was part of Neuro-Ophthalmology Nuggets Symposium.

Dr. Pramod Bhende gave a talk on "Principles of management of pediatric retinal detachments" in "Surgical retina" session on 12th Sept. Dr. Muna Bhende was a part of the instruction course and spoke on "Atypical presentations of AMD and PCV".

In the Medical retina session — Current management updates, Dr. Rajiv Raman gave a lecture on “Diabetic Macular Oedema” and Dr. Suganeswari G spoke on the topic: “Retinopathy of prematurity.”

Dr. Varsha Backiavathy participated in the debate on “Porous Vs Non porous implants”.

- Dr. Bipasha Mukherjee, Dr. Nisar Sonam Poonam and Dr. Varsha Backiavathy T participated in the 31st Annual Meeting of Oculoplastics Association of India (OPAI 2021) at Chandigarh from 8th to 10th October 2021. Dr. Bipasha Mukherjee delivered an invited talk on “Animal bites”; Dr. Nisar Poonam made a video presentation on “Marin Amat Syndrome” and participated in the debate “Primary vs secondary Ball Implant / Apical Peanut lesions” and Dr. Varsha Backiavathy made a video presentation on “Marin Amat”.
- Dr. Shweta Agarwal, Dr. N Radhika and Dr. Meena Lakshmi pathy participated in the Bug Busters 2021–Corneal Infection Workshop 2021 (virtual) from 22nd to 24th October 2021. Dr. Shweta Agarwal made a presentation on “Outcome of cryotherapy on fungal and Pythium” and Dr. Radhika on “Use of fine needle diathermy”. Dr. Meena presented on “How different they are to manage” in the Acid Fast Bacilli Keratitis session.
- Dr. Suganeswari G participated in the PG Update (virtual) organised by Sri Ramachandra Medical College and Hospitals, Chennai. She gave an invited talk “Retinal detachment and management”.
- Dr. Kirti Koka gave a lecture on “Optic pathway glioma - ophthalmologist perspective” in the Pediatric oncology CME in November 2021.
- Dr. V Sujatha participated in the 68th Annual Conference of Indian Society of Anaesthesiologists at Ahmedabad from 25th to 28th November 2021 virtually and she made a paper presentation on “contra lateral peri orbital oedema following needle block — know-how:”
- Dr. Nisar Sonam Poonam participated in the KSOS Drishti 2021 — 48th Annual Conference of Kerala Society of Ophthalmic Surgeons from 26th to 28th November 2021 and delivered an invited talk on “Eyelid Trauma”.
- The Association of Oral and Maxillofacial Surgeons of India Conference 2021 organized by the AOMSI was held in Mangalore from 2nd to 4th December 2021 and Dr. Nisar Sonam Poonam gave an invited talk on “Adenexal injuries”.
- Dr. Bipasha Mukherjee attended the Birmingham Eye Hospital Alumni & Roper-Hall Eye Foundation Webinar Meeting 2021 held on 10th December 2021 and delivered an invited lecture on “Medical management of periocular skin cancers”

- Dr. Geetha Iyer, Dr. Shweta Agarwal and Dr. Meena Lakshmipathy participated in the Keracon, 2021, 9th Annual Conference of Cornea Society of India (virtual) from 10th to 12th December 2021. Dr. Geetha Iyer made presentations on “The Umbrella of Cicatricial Disorders—a Broad Overview” & “The Dry Eye Smart App”; Dr. Shweta on “Post Adenoviral conjunctivitis Dry eye — PCDE” and Dr. Meena on “Non-surgical management of fungal keratitis: Current trends in medical and adjunct therapy”.
- Dr. Sumita Agarkar participated in the Annual SPOSI Conference 2021 held from 17th to 19th December 2021 at Bhopal and she gave an invited talk on “Management of Posterior Capsule in Children”.
- Dr. Prema Padmanabhan participated in the AIOS - Contact Lens Association of Ophthalmologists, Inc. (CLAO) — Update on Corneal Ectasia — virtual conference held on 18th February 2022 and she gave an invited lecture on “Post refractive Surgery Ectasia”.
- Dr. Geetha Iyer participated in the AIOS -- German Ophthalmological Society (DOG) — virtual conference on 18th February 2022 and she gave a talk on “MMP: Case Presentations”.
- Dr. Meenakshi S participated in the AIOS - Asia Pacific Strabismus and Paediatric Ophthalmology Society Session— virtual conference on 19th February 2022 and she gave a talk on “What is new in Amblyopia management”.
- Dr. Varsha Backiavathy attended the TNOA Connect Series 21-22 — Update in Oculoplasty on 27th February 2022 and made a video presentation on “Ectropion”.





# TRAINING & ACADEMICS

**Number of people trained by  
Sankara Nethralaya in Ophthalmology so far are:  
A total of 2410 Ophthalmologists are trained**

DO	113
DNB	242
Ophthalmology Fellows	1200
Advance Cataract Fellows	783
PhD (Ophthalmology) (Ph D from BITS University & The Tamilnadu Dr M G R Medical University)	04
B.S. Optometry	708
M Phil Optometry	112
MSMLT (BITS, PILANI)	98
*PhD (Optometry)	10
* Ph.D. (Microbiology, Biochemistry Genetics, Pathology) (Ph D from BITS, The Tamilnadu Dr M G R Medical University, Sastra University & Deakin University Australia)	72
FRCS Edinburgh	50
During the year of 2021-2022 total number of PG's ,fellows and others trained. Total No of Students completed their Program	
Ophthalmology Fellowship Programme	38
Cataract Fellowship	07
DO	3
DNB	14
Observer, other ophthalmology training	7
Non Ophthalmology observers NBE accreditation has withdrawn DNB seats from the 2021 admission session.	3

\*NBE accreditation has withdrawn DNB seats from the 2021 admission session.

# SANKARA NETHRALAYA



## THE SANKARA NETHRALAYA ACADEMY

- The academic wing of Sankara Nethralaya offers distinct programs in Allied Health Sciences at various levels. We strive to uphold the philosophy of inclusive service to the community by making the quality education affordable for the weaker segments of the society. We also extend hostel and mess facilities, either subsidized or totally free, for the needy girl-students.

### Affiliations and Collaborations

1. Affiliation with Periyar University, Salem, to conduct Post Graduate Diploma in Hospital Management.
2. TSNA entered into a collaboration with Essilor to conduct online training programs for Eye care practitioners.
3. Collaboration was started with CAHO (Consortium of Accredited Healthcare Organization) for Certificate Program in Healthcare Quality Management
4. Six-day online contact classes were conducted for Certificate Program on Hospital Infection control for 60 participants in Sept. / October 2020 for 13th & 14th batches of students.

### The students of the graduating batch of 2017–2021 of B.Sc MLT were placed in

- |                             |                              |
|-----------------------------|------------------------------|
| a) Sankara Nethralaya,      | e) Venkateswara medcity,     |
| b) IIT- Madras,             | f) Bioline Laboratories, and |
| c) MGM healthcare hospital, | g) VRSM DLF medical coder.   |
| d) Medgenome,               |                              |





### Project Literature Review And Methods Presentation For Undergraduate Students

All undergraduate students of ESO are given a short project to be completed in six months duration. The students were given group projects with 3 to 4 students in a group. The project topics were from all walks of optometry including myopia, community outreach, lighting, activities of daily living, occupational optometry and binocular vision. All students completed their literature review and formulated a methods for their projects per schedule under the guidance of their guides and co-guides. Their presentations were scheduled on 30 April 2022 (Saturday) as a hybrid model with audience in-person and attending through online. Each group had 20 minutes of presentation followed by 10 minute question and answer session. Students were evaluated by an external examiner and their guides.

### Undergraduate Students

Elite School of Optometry's 33rd batch of students will be successfully completing their four year bachelor of optometry degree this July, 2022. This is the second batch of students who will be successfully graduating in collaboration with SASTRA, Deemed to be a university. This batch consists of 31 students from across the country who will be venturing into clinical optometry, Research, Independent practice and corporate ventures. Some students have also shown interest in pursuing higher studies.





# HONOURS & AWARDS

# SANKARA NETHRALAYA



## HONOURS & AWARDS

- Sankara Nethralaya was acknowledged as one of the World Best Specialized Hospitals 2022 by the Newsweek- Statistica Inc. survey for the third consecutive year.
- Dr. J. Biswas and Dr. Rajiv Raman were listed in the Stanford University, USA, database for the research work cited upto 2020, among the 36 ophthalmologists in India.
- Dr. Jyotirmay Biswas, received the AIOC Posterior Podium Award in Uvea section at the 79th Annual Conference of All India Ophthalmological Society (AIOS) held between 24th and 27th June, 2021.
- Dr. T. S. Surendran, delivered the 2nd Dr L P Agarwal Endowment Lecture in the 79th Annual Conference of All India Ophthalmological Society (AIOS) held on 26th June, 2021.
- Dr Rajiv Raman received the P Siva Reddy International Award at the 79th Annual Conference of All India Ophthalmological Society (AIOS) meeting (virtual) in June 2021 for his significant research work in the field of Diabetic Retinopathy.
- Ms. Jannet Philip, received the Best Paper Presentation Award at the 2nd IVI International Optometry Conference held at Chennai from 9th to 11th September 2021.
- Ms. Najiya Sundus and Ms. K. Meethal received the award for the best presentation under the category of Optometry Advances during the 2nd International Optometry Conference, instituted by India Vision Institute (IVI), India held from 9th to 11th September 2021.
- Ms. Mehal Rathore received the best presentation award under the category of Ocular diagnostics during the 2nd International Optometry Conference, instituted by India Vision Institute (IVI), India.
- Sankara Nethralaya received The Economic Times Healthcare Awards 2021 for Best Hospital— Ophthalmology at the national level on 1st October 2021.
- Dr. Varsha Bakiavathy received the 1st Runner-up in the OPAI Video Competition held at the 31st Annual Conference of Oculoplastics Association of India from 8th to 10th October 2021.

- Ms. Ashwini V. Chanakya received 2nd prize in the iQuest quiz held at the IERG-ARVO-IC 2021 Conference held in October 2021.
- Dr Viswanathan S, Ms. Aparna G, Ms. Azfira Hussain, Ms. Ayisha Atiya and Mr. Soumen Sadhu became Fellows of the American Academy of Optometry (FAAO) during Academy 2021 held from 3rd to 6th November 2021 in Boston, Massachusetts. They joined a near record-breaking number of 299 new Fellows welcomed into the Academy this year.
- Dr. Jyotirmay Biswas, received the Second Prize in Best Paper Presentation on “Cytopathologic correlation of the biopsy specimen in uveitis from a Territory Eye Care Center in South India” under best original study/case series at the CYTOCON 2021 – 50th Annual Conference of Indian Academy of Cytologists held from 19th to 21st November 2021.
- Dr. J Biswas was presented the Certificate of Appreciation for delivering Prof. B P Kashyap Memorial Oration at the 34th EIZOCON – Eastern India Zonal Ophthalmological Congress held at Puri, Odisha on 3rd December 2021.
- Dr. Sheila John received the Ph.D. degree from The Tamilnadu Dr. M. G. R. Medical University on 20th December 2021 for her thesis entitled “To Compare the Accuracy of Computer-aided Grading for Presence or Absence of Diabetic Retinopathy in Type 2 Diabetes Patients in a Telescreening Program”.
- Elite School of Optometry received the Certificate of Appreciation from Optometry Council of India in recognition of outstanding contributions towards the World Sight Day 2021 for the initiative of screening one lakh people in 100 days.
- Dr. Deepmala Mazumdar was awarded the doctoral degree in December 2021 for her thesis entitled, “Visual Field responsiveness in glaucoma: An eye-tracking approach” under the guidance of Dr. Ronnie George.
- Mr. Asif Iqbal, Ms. Karpagavalli and Mr. Mahesh Kumar R cleared the FIACLE – International Association of Contact Lens Educators course.
- Ms. Khaarthiyaa Lokanathan, Ms Agatha K Saji and Ms Sangeetha N, received the Best Oral Presentation Award for their presentation on “Ensuring every person in rural India gets access to a pair of spectacles India” at India Vision Institute (IVI), Chennai on 7th and 8th January 2022.
- Ms Janani S received the Ruby Banik Memorial Award for the Best Research in Clinical Ophthalmology for her presentation entitled “Visual, ocular profile and perceived impact of photochromatic spectacles among salt pan workers in Marakkanam Town, Tamil Nadu” on 5th March 2022.

- Mr Evneet Kaur received the Best Paper Presentation Award for his presentation on “Spectral properties of online color vision charts in different smartphones” at the 20th Dr E Vaithilingam Memorial Scientific Session, held from 22nd to 26th March 2022.
- Ms. Madhumathi S received the best case report award and Mr. Ronit Dutta the best poster award at the 20th Dr E Vaithilingam Memorial Scientific Session, held from 22nd to 26th March 2022.
- Mr Manav M Mamtora, Ms Preieum Narmatha, Ms Gayathri B, Ms Ramya Shree, Ms Praveena V, Ms Loshinee S K, received the iSight 2022 Quiz Award (Winners) 2022 and Ms Ramya Shree, Ms Praveena V, Ms. Loshinee S K, received the iSight 2022 Quiz Award (Runner) 2022 from the Elite School of Optometry Alumni Association (ESOAA) on 27th March, 2022.
- Dr.Jyotirmay Biswas published a very prestigious book “Inflammation” on behalf of the Society of Inflammation India.
- Ms. Sarika G was conferred her doctoral degree from Sastra University for her thesis entitled, “Innovative evaluation and intervention of individuals with low vision” on 8th Mar 2022.



# Heartiest Congratulations

**Dr. Sarika Gopalakrishnan**

on becoming  
Sankara Nethralaya's first PhD  
degree recipient in the area of  
Low vision care'


**Guide:**

**Dr. Rajiv Raman**

Viva Voce title:  
'Innovative evaluation and intervention  
of individuals with low vision'a



SAVE THE  
INDIAN  
EYE



**SANKARA NETHRALAYA  
FAMILY**

*Congratulates*


**Dr. Jyotirmay Biswas**

MS, FMRF, FNAMS, FIC Path., FAICO, MNAsc, FRCS (Ed)  
Director of Uveitis & Ocular Pathology Department,  
Sankara Nethralaya, Chennai

**Among the top scientists of India**

Announced by the prestigious  
Stanford University, USA

# Heartiest Congratulations




**Dr. T. S. Surendran**

Vice Chairman &  
Director, Department of Paediatric Ophthalmology



**Dr. Rajiv Raman**

Senior Consultant,  
Department of White Lens of Services



## Ranked in India Today Top Doctors South 2022 List

Ophthalmology - Paediatrics
Dr. T. S. Surendran
Dr. Anand Kumar
Dr. Anand Kumar
Dr. Anand Kumar
Dr. Anand Kumar
Dr. Anand Kumar
Dr. Anand Kumar
Dr. Anand Kumar
Dr. Anand Kumar
Dr. Anand Kumar

Ophthalmology - General
Dr. Rajiv Raman
Dr. Rajiv Raman
Dr. Rajiv Raman
Dr. Rajiv Raman
Dr. Rajiv Raman
Dr. Rajiv Raman
Dr. Rajiv Raman
Dr. Rajiv Raman
Dr. Rajiv Raman
Dr. Rajiv Raman



*Heartiest Congratulations*

**Dr. Sheila John**

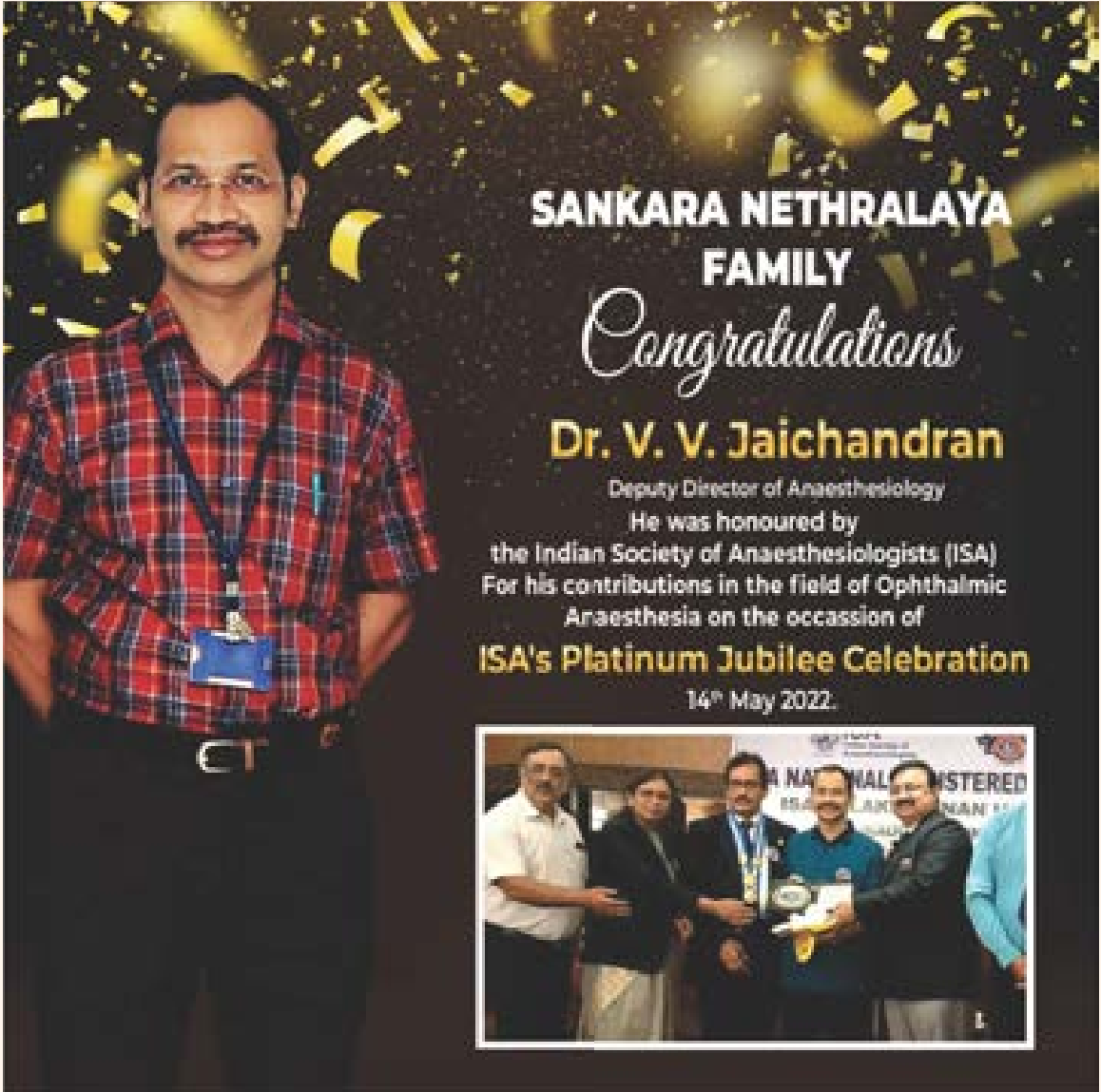
Head of Tele Ophthalmology Department, Sankara Nethralaya

**TOP MOST WOMEN LEADERS**

(in Healthcare)

**WORLD HEALTH & WELLNESS CONGRESS & AWARD**

**24<sup>th</sup> March, 2022**



**SANKARA NETHRALAYA  
FAMILY**

*Congratulations*

**Dr. V. V. Jaichandran**

*Deputy Director of Anaesthesiology*

He was honoured by  
the Indian Society of Anaesthesiologists (ISA)  
For his contributions in the field of Ophthalmic  
Anaesthesia on the occasion of

**ISA's Platinum Jubilee Celebration**

14<sup>th</sup> May 2022.





**SANKARA NETHRALAYA  
FAMILY**

*Congratulates*

**Dr. T. S. Surendran**

Vice Chairman &  
Director, Department of Paediatric Ophthalmology

**Rotary Club of Guindy Confers  
Charaka Award**

In recognition of his yeoman service in the field of  
paediatric ophthalmology



# SANKARA NETHRALAYA FAMILY

*Congratulates*

## Dr. Krishna Kumar S

Chief Scientist, Prof., Laboratory Services, Histo Pathology Lab

on being named as one of the "Top 10 authors with the most publications in retinoblastoma research." in the article "Publication Trends of Research on Retinoblastoma During 2001-2021: A 20-Year Bibliometric Analysis" Journal: *Frontiers in Medicine, Ophthalmology*.



Dr. K S

Bibliometric Analysis of Retinoblastoma

**TABLE 1 | Top 10 authors with the most publications in retinoblastoma research.**

Author	Country	Affiliation	No. of publications	No. of citations
ARMSTRONG DJ	USA	Memorial Sloan-Kettering Cancer Center	114	3,758
WATSON DL	USA	Jefferson University	109	3,738
WHEELER JP	USA	Jefferson University	89	2,949
CLARET LJ	USA	Memorial Sloan-Kettering Cancer Center	86	3,079
WANG DL	USA	Memorial Sloan-Kettering Cancer Center	49	655
SALLE B	Canada	University of Toronto	47	1,828
CRISTOFARI GL	Argentina	Hospital Dr. Roberto Goñi, Juan Fernandez	43	1,264
<b>SANKARANARAYAN S</b>	<b>India</b>	<b>Sankara Nethralaya</b>	<b>42</b>	<b>998</b>
RODRIGUEZ-GALINDO C	USA	St. Jude Children's Research Hospital	42	1,827
VALDEZ AM	USA	University of Tennessee Health Science Center	42	1,571



**SANKARA NETHRALAYA  
FAMILY**

*Congratulates*

**Dr. Rajiv Raman**

MS, DNB, FRCSEd, Hon DSc (Cambridge, UK)  
Senior Consultant, Shri Bhagwan Mahavir  
Department of Vitreo Retinal Services,  
Sankara Nethralaya, Chennai

**Among the top scientists of India**

Announced by the prestigious  
Stanford University, USA





# Heartiest Congratulations

## Dr. Jyotirmay Biswas

MS, FMRP, FNAMS, FIC Path., FAICO, MNAac, FRCS (Ed)  
Director of Uveitis & Ocular Pathology Department,  
Sankara Nethralaya, Chennai

on crossing the milestone of  
**501 Peer Reviewed Publications**

**Publications in Journals:**  
Peer Reviewed Publications Total No: **501**

**Other Publications:**  
Non peer-reviewed : **111 +**  
Inhouse: **78 +**  
Chapters: **62 +**  
Books: **4**



# SANKARA NETHRALAYA



## DISTINGUISHED VISITORS

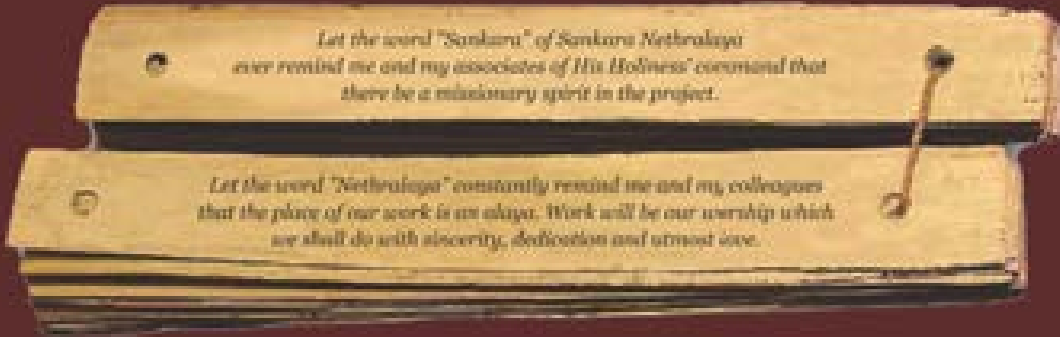
- Mr Vijay Sankar, Deputy Chairman, The SANMAR group, Chennai visited on 11th October 2021, for the inauguration of the SN- Sanmar Centre of Excellence for Stevens Johnson Syndrome (SeNSCE SJS).



- Dr. Ashish Kumar Dhara, Dr. Sushmita Mitra, and Mr. B. Uma Shankar, from the Indian Statistical Institute, Kolkata and the National Institute of Technology, Durgapur, visited on 31st May 2022.
- Dr.J.Jeyakanthan, Professor and Head, Department of Bioinformatics in Alagappa University visited the department on 11.12.2021 to observe the facility for Ph.D. recognition under Vidyasagar Institute of Biomedical technology and Science (VIBS). Dr. Angayarkanni attended the meeting to introduced the activities of the department and took them around the laboratory.
- Dr. Undurti N Das, MD,DSc, FAMS, FICP, FRSC, Editor-in-Chief, visited the department on 21.12.2021, interacted with Dr. Angayarkanni.
- Dr. R. Lakshmi Narayanan, Asst. Professor, SERI, Singapore visited the department on 24.12.2021 to observe the facility, interacted with Dr. Angayarkanni.



# *The Nethralaya Philosophy*



***Today morning I entered the Temple of the Eye.  
This mission is God's mission.  
The country salutes Sankara Nethralaya***

*- Dr.APJ Abdul Kalam, former President of India*



## **MEDICAL RESEARCH FOUNDATION**

Old No. 18, New No. 41, College Road, Chennai 600 006, Tamil Nadu, India.

Telephone: 91-44-2827 1616 (12lines)

e-mail id: [mrf@snmail.org](mailto:mrf@snmail.org), [information@snmail.org](mailto:information@snmail.org)