



SRI NATHIELLA SAMPATHU CHETTY CLINICAL LABORATORY,  
SANKARA NETHRALAYA  
(UNIT OF MEDICAL RESEARCH FOUNDATION)

2023



DIRECTORY OF SERVICES

# DEPARTMENT OF

# HAEMATOLOGY &

# CLINICAL PATHOLOGY

S.No	TABLE OF CONTENTS	Page No.
1.	<b>General Instruction on Sample Collection</b>	2 - 2
2.	<b>Test Master List / Turn Around Time</b>	3 - 7
3.	<b>Acceptance and Rejection Criteria for Collection Area, Hematology &amp; Clinical Pathology</b>	8 - 9

Issue No : 2	Issue Date : 01.06.2023	Amend No : 1	Page 1 of 9
Prepared by:  Quality Manager		Approved & Issued by:  Director - Laboratory Services	



SRI NATHIELLA SAMPATHU CHETTY CLINICAL LABORATORY,  
SANKARA NETHRALAYA  
(UNIT OF MEDICAL RESEARCH FOUNDATION)

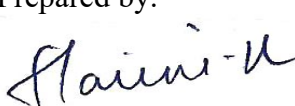

2023

DIRECTORY OF SERVICES

**GENERAL INSTRUCTION ON SAMPLE COLLECTION**

**HAEMATOLOGY:**

Random blood collection is done for routine hematological test.



Issue No : 2	Issue Date : 01.06.2023	Amend No : 1	Page 2 of 9
Prepared by:  Quality Manager		Approved & Issued by:  Director - Laboratory Services	



**TEST MASTER LIST**

**DEPARTMENT OF HAEMATOLOGY**

S NO	Code NO	Name of the test	**Turn around time (TAT)	Specimen required	Anticoagulant (vacutainer tubes)	Storage time/ Temperature
1	001	Hb and PCV	2 Hours	2mL blood 1 mL (<10 yrs)	3.6mg K2 EDTA (Lavender)	Upto 24 hours/ 2-8°C
2	002	Total RBC count	2 Hours	2 mL blood 1 mL (<10 yrs)	3.6mg K2 EDTA (Lavender)	Upto 24 hours/ 2-8°C
3	003	Blood Indices	2 Hours	2ml blood 1ml (<10 yrs)	3.6mg K2 EDTA (Lavender)	Upto 24 hours/ 2-8°C
4	004	TC and DC	2 Hours	2mL blood 1 mL (<10 yrs)	3.6mg K2 EDTA (Lavender)	Upto 24 hours/ 2-8°C
5	005	ESR	2 Hours	3mL blood	5.4mg K2 EDTA (Lavender)	Upto 24 hours/ 2-8°C
6	006	Platelet count	2 Hours	2mL blood 1 mL (<10 yrs) (Direct smear should be taken as and when the request raised from the Heamatology department for the clinical correlation).	3.6mg K2 EDTA (Lavender)	Upto 24 hours/ 2-8°C
7	007	Reticulocyte count	2 Hours	2mL blood 1 mL (<10 yrs)	3.6mg K2 EDTA (Lavender)	Upto 24 hours/ 2-8°C
8	008	Absolute eosinophil count	2 Hours	2mL blood 1 mL (<10 years)	3.6mg K2 EDTA (Lavender)	Upto 24 hours/ 2-8°C
9	009	Blood smear study	2 Hours	2mL blood 1 mL (<10 years)-1 Smear	3.6mg K2 EDTA (Lavender)	Upto 24 hours/ 2-8°C
10	010	Blood smear parasite	2 Hours	2ml blood in EDTA and 2.7ml blood of 3.2% citrated blood, 1 wet mount, 2 thin and thick smears (Ref SNSC/CM/3.1)	3.2% citrated blood (Blue), 3.6mg K2 EDTA (Lavender)	Upto 24 hours/ 2-8°C



Issue No : 2	Issue Date : 01.06.2023	Amend No : 1	Page 3 of 9
Prepared by:  Quality Manager		Approved & Issued by:  Director - Laboratory Services	



DIRECTORY OF SERVICES

11	012	Sickle cell preparation	2 Hours	2mL blood 1 mL (<10 years)	3.6mg K2 EDTA (Lavender)	Upto 24 hours/ 2-8°C
12	015	Blood group and Rh typing	2 Hours	2mL blood 1 mL (<10 years)	3.6mg K2 EDTA (Lavender)	Upto 24 hours/ 2-8°C
13	025	Prothrombin time (PT)	2 Hours	2.7mL blood 1 mL (<10 years)	3.2% citrated blood (Light Blue)	Upto 24 hours/ 2-8°C
14	026	Partial thromboplastin time(PTT)	2 Hours	2.7mL blood 1 mL (<10 years)	3.2% citrated blood (Light Blue)	Upto 4 hours/ 2-8°C
15	051	*Bleeding time	2 Hours	-	-	-
16	052	*Clotting time	2 Hours	3 mL blood	Plain glass tube	Discarded on the same day /37°C water bath
17	053	*Clot retraction	2 Hours	4 mL blood	Plain (Red)	Upto 24 hours/ 2-8°C *Note: If the Clot retraction is poor, it is kept in the water bath for 24 hours.
18	313	*Euglobulin *lysis test	24 hours	2.7mL blood	3.2% citrated blood (Light Blue)	Upto 24 hours/ 2-8°C
19	313	*Factor XIII	24 hours	2.7mL blood	3.2% citrated blood (Light Blue)	Upto 24 hours/ 2-8°C
20	027	Blood Collection for Cross Matching(Ref: SNSC/CM/9)	24 hours	2 mL Blood & 4 mL Blood	3.6mg K2 EDTA (Lavender) & Plain (Red)	Upto 24 hours/ 2-8°C
21	063	* CSF- Total WBC Count and RBC Count	2 Hours	0.5-1.0 mL CSF	---	Sample should be given to the clinical biochemistry department after the testing

In case of Baby Collection/ Patient for whom blood collection is difficult, blood is collected in 1 ml K2 EDTA Microtainers using Syringe and needle. **Collect 3mL 5.4mg K2 EDTA sample for Package tests which include ESR testing.**

Issue No : 2	Issue Date : 01.06.2023	Amend No : 1	Page 4 of 9
Prepared by:  Quality Manager		Approved & Issued by:  Director - Laboratory Services	



DIRECTORY OF SERVICES

Information to the Patients:

- All samples for routine hematological tests, random blood collection is being done.
- Turnaround time for Package Tests: 2 hours

\* Test which are not under Scope of NABL.

\*\* TURN AROUND TIME (TAT) APPLICABLE ONLY IF MARKED AS URGENT IN LABORATORY  
INVESTIGATION REQUEST ONLINE

TEST WHICH IS MARKED REGULAR WILL BE REPORTED WITHIN 3 HOURS

NSNC Collection centres :Pycrofts Road - 3 hours



SN RA Puram - 6 hours

CUSSN - 6 hours

**TEST MASTER LIST**

**DEPARTMENT OF CLINICAL PATHOLOGY**

S NO	Code NO	Name of the test	**Turn around time (TAT)	Specimen required	Anticoagulant (vacutainer tubes)	Storage/ Temperature
1	018	Urine routine analysis Color ,Clarity,pH,SG, Glucose,Protein Ketone,Leucocyte, Nitrite,Bilirubin Urobilinogen,Blood, Ascorbic acid	2 hours	5-10mL	-	Discarded on the same day/ Room temp
2.	020	Motion routine analysis	2hours	at least 4ml (4 cm3)	-	Discarded on the same day/ Room temp
3.	028	Urine – Sugar, Protein, Ketones	1 hour	5-10mL Urine sample	-	Discarded on the same day/ Room temp
4.	029	Urine – LFT	2 hours	5-10mL ml Urine sample	-	Discarded on the same day/ Room temp

Issue No : 2	Issue Date : 01.06.2023	Amend No : 1	Page 5 of 9
Prepared by:  Quality Manager		Approved & Issued by:  Director - Laboratory Services	



SRI NATHELLA SAMPATHU CHETTY CLINICAL LABORATORY,  
SANKARA NETHRALAYA  
(UNIT OF MEDICAL RESEARCH FOUNDATION)

2023

DIRECTORY OF SERVICES

\* Test which are not under Scope of NABL.

\*\* TURN AROUND TIME (TAT) APPLICABLE ONLY IF MARKED AS URGENT IN LABORATORY  
INVESTIGATION REQUEST ONLINE

TEST WHICH IS MARKED REGULAR WILL BE REPORTED WITHIN 3 HOURS

SNSC Collection centres :Pycrofts Road - 3 hours



SN RA Puram - 6 hours

CUSSN - 6 hours

**Mantoux test done in SN Main, JKCN, CUSSN & SN RA Puram Centers**

\* Test which are not under Scope of NABL.

1.	Code 601	* Mantoux test	48 hours reporting time (TAT)	-	Inject PPD (5 TU / 0.1 ml) intradermally	Read the result after 48 hrs within 72 hrs Mantoux test reading form to be given for the patient with explanation of the same
----	-------------	-------------------	-------------------------------------	---	---	--

Issue No : 2	Issue Date : 01.06.2023	Amend No : 1	Page 6 of 9
Prepared by:  Quality Manager		Approved & Issued by:  Director - Laboratory Services	

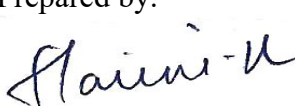



DIRECTORY OF SERVICES

Patient to be sent to SNSC Clinical Laboratory (SN MAIN LAB) for the following tests

Requests for the tests received in collection centers should be referred to SN MAIN LAB for Collection



S.No	Code No.	Name of Test
1.	010	Blood Smear Parasite
2.	025	Prothrombin Time (PT)
3.	026	Partial Thromboplastin Time(PTT)
4.	312	Basic Coagulation Tests
5.	313	Coagulation Profile
6.	307	Vasculitis Workup Below 60
7.	308	Vasculitis Workup Above 60
8.	309	Vasculitis Workup Diabetic
9.	319	DCR Work-Up (Below 60)
10.	320	DCR Work-Up (Above 60)
11.	321	DCR Work-Up (Diabetic)
12.	125	Blood Pyruvate and Lactate
13.	388	Non Granulomatous Work Up Below 60
14.	389	Non Granulomatous Work Up Above 60
15.	390	Non Granulomatous Work Up Diabetic
16.	385	Granulomatous Work Up Below 60
17.	386	Granulomatous Work Up Above 60
18.	387	Granulomatous Work Up Diabetic
19.	384	CRVO Package
20.	393	CKD Package
21.	394	Thrombophilia Package
<b>NO SPECIAL TESTS TO BE COLLECTED</b>		

Issue No : 2	Issue Date : 01.06.2023	Amend No : 1	Page 7 of 9
Prepared by:  Quality Manager		Approved & Issued by:  Director - Laboratory Services	



**ACCEPTANCE AND REJECTION CRITERIA FOR COLLECTION AREA,**  
**HEMATOLOGY & CLINICAL PATHOLOGY**

S.NO	ACCEPTANCE CRITERIA	REJECTION CRITERIA
1.	<b>Collection Area</b> - Properly labeled specimens. 1. Full patient name and Date of birth 2. Patient identification number. 3. Date and time of collection 4. Phlebotomist signature.	<b>Collection Area – improperly labeled</b> 1. Specimens not labeled 2. Specimens labeled with the incorrect patient identification 3. Specimens, that do not match the patient information on the laboratory requisition.
2.	<b>Collection Area</b> – Correct Specimen Collection  1. Specimens collection with proper Preservative or anticoagulant. 2. Correct volume 3. Specimen collection without any hemolysis, lipemic or particulate matter 4. Specimen without any contamination	<b>Collection Area – Improper Collection.</b>  1. Specimens collected with the improper preservative or anticoagulant 2. Quantity of specimens insufficient to perform testing 3. Specimens which are hemolyzed, lipemic or contain particulate matter. Individual protocol must be reviewed. 4. Specimens which are obviously or subsequently prove to be contaminated.
3.	Transportation of Specimens in 3 tier packing system.	<b>Delay in Transit to the laboratory:</b>  1. Serum Specimens not separated from the clot and left at room temperature or refrigerated for a time, which exceeds the protocol for, the test requested. 2. Urine specimens left at room temperature for more than two hours. 3. Coagulation specimens more than four hours except for PT which is up to 24 hours. 4. Urine specimens for culture left at room temperature for more than two hours or refrigerated for more than 24 h
4.	Specimens collected by proper veni puncture site.	<b>Inappropriate specimens:</b>  1. Specimens collected from intravenous tubing. 2. Specimens collected from heparin locks.



Issue No : 2	Issue Date : 01.06.2023	Amend No : 1	Page 8 of 9
Prepared by:  Quality Manager		Approved & Issued by:  Director - Laboratory Services	





DIRECTORY OF SERVICES

5.	Specimen transportation with appropriate packing.	<b>Specimens inappropriately transported to the laboratory:</b> 1. Specimens not in compliance with universal precaution, (e.g. Not Bagged) 2. Specimens leaking or grossly contaminated on the exterior portion of container. Note: Irretrievable specimens, such as Cerebral spinal fluid (CSF), operating room specimens, cord blood, biopsy or specimens taken prior to antibiotic therapy will not be discarded.
6.	<b>Hematology :</b>  EDTA samples - Properly mixed without any clot.	<b>A. Inadequate Specimens:</b> 1. Lavender vaccutainers for hematology analysis with less than 2ml/1ml 2. Blue vaccutainer for Coagulation studies which are less than 2.7ml/1ml. <b>B. Clotted Specimens:</b> The presence of clots in the vaccutainers upon visual inspection. <b>C. Hemolysed samples:</b> 1. Grossly haemolysed samples(EDTA) giving inaccurate results or unreadable blood films should be rejected 2. Hemolysed Citrate plasma should be rejected <b>D. Aged specimens:</b> 1. EDTA samples more than 24 hours old are rejected 2. Coagulation specimens more than 4 hours except for PT which is up to 24 hours. <b>E. Test is not offered in Hematology laboratory.</b>
7.	<b>Clinical Pathology:</b> 1. Urine - Sufficient quantity in clean non- sterile Container brought within 1 hour of Collection. 2. Stool -Sufficient quantity in clean non-sterile Container 3. Stool Samples brought within 1 hour of Collection.	1. Any Sample (Urine /Motion) brought after 1 h of Collection. 2. Insufficient Quantity. 3. Specimen collected within 24 hrs after performing fundus fluorescence angiogram. 4. Gross contamination with vaginal/anal secretions If the samples are processed in known case of menstrual or other unsatisfactory conditions or contaminations then the final report shall mention the nature of problem.

Issue No : 2	Issue Date : 01.06.2023	Amend No : 1	Page 9 of 9
Prepared by:  Quality Manager		Approved & Issued by:  Director - Laboratory Services	