



**SRI NATHELLA SAMPATHU CHETTY CLINICAL
LABORATORY**
(UNIT OF MEDICAL RESEARCH FOUNDATION)

2021

DIRECTORY OF SERVICES

DIRECTORY OF SERVICES



**SRI NATHELLA SAMPATHU CHETTY CLINICAL
LABORATORY**
(UNIT OF MEDICAL RESEARCH FOUNDATION)

No.41, College Road,
Chennai – 600 006

Ph: 2823 3556 / 2827 1616 / 2831 1913

Fax: 91-044-2825 4180

Email: snsclab@snmail.org

Issue No : 3	Issue Date : 28.01.2021	Amend No : 2	Page 1 of 94
Prepared & Issued by: Quality Manager		Approved by: Management Representative	


	SRI NATHELLA SAMPATHU CHETTY CLINICAL LABORATORY (UNIT OF MEDICAL RESEARCH FOUNDATION)	<h1>2021</h1>
	DIRECTORY OF SERVICES	

TABLE OF CONTENTS

S.No	CONTENTS	Page No.
1.	Title Page	1 - 1
2.	Table of Contents	2 - 3
3.	General Information of Laboratory Services	4 - 6
4.	Contact Details	7 - 9
5.	Quality Policy & Quality Objectives	10 - 10
6.	Laboratory Charges	11 - 18
7.	Package Tests	19 - 23
8.	General Instruction on Sample Collection	24 - 27
9.	<u>DEPARTMENT OF HAEMATOLOGY & CLINICAL PATHOLOGY</u>	
	Test Master List / Turn Around Time	28 - 33
	Acceptance and Rejection Criteria for Collection Area, Hematology & Clinical Pathology	34 - 35
10.	<u>DEPARTMENT OF CLINICAL & SPECIAL BIOCHEMISTRY</u>	36 - 42
	Test Master List / Turn Around Time	
	Acceptance and Rejection Criteria	43 - 45
11.	<u>DEPARTMENT OF MICROBIOLOGY & SEROLOGY</u>	
	Test Master List / Turn Around Time	46 - 62
	Acceptance and Rejection Criteria	63 - 64

Issue No : 3	Issue Date : 28.01.2021	Amend No : 2	Page 2 of 94
Prepared & Issued by:		Approved by:	
Quality Manager		Management Representative	



**SRI NATHELLA SAMPATHU CHETTY CLINICAL
LABORATORY**
(UNIT OF MEDICAL RESEARCH FOUNDATION)

2021

DIRECTORY OF SERVICES

12.	<u>DEPARTMENT OF HISTOPATHOLOGY & CYTOPATHOLOGY:</u>	
	Test Master List / Turn Around Time	65 – 68
	Instructions for sending specimens to Histopathology	69 – 71
	Acceptance and Rejection Criteria	72 – 72
13.	<u>DEPARTMENT OF CYTOGENETICS:</u>	
	Test Master List / Turn Around Time	73 – 74
	Acceptance and Rejection Criteria	75 – 76
14.	Scope of Testing (NABL)	77 – 91
15.	Validity of NABL Certificate	92 – 94

Issue No : 3	Issue Date : 28.01.2021	Amend No : 2	Page 3 of 94
Prepared & Issued by: Quality Manager		Approved by: Management Representative	



**SRI NATHIELLA SAMPATHU CHETTY CLINICAL
LABORATORY**
(UNIT OF MEDICAL RESEARCH FOUNDATION)

DIRECTORY OF SERVICES

2021

Hospital Laboratory : Main Campus at Sankara Nethralaya

Sri Nathella Sampathu Chetty Clinical Laboratory

(A Unit of Medical Research Foundation, Sankara Nethralaya)

The Legal name of the parent organization is

“Medical Research Foundation”.

The Organization is Registered under Societies Registration

Act 1860 (S.No. 25 of 1978)

Address of SNSC Clinical Laboratory
(A unit of Medical Research Foundation)

SANKARA NETHRALAYA,

No 41, (OLD No: 18), College Road


Chennai – 600 006, Tamil Nadu, India

Ph: 2823 3556 / 2827 1616 / 2831 1913

Fax: 91-044-2825 4180

Email: snsclab@snmail.org / drak@snmail.org

Issue No : 3	Issue Date : 28.01.2021	Amend No : 2	Page 4 of 94
Prepared & Issued by: Quality Manager		Approved by: Management Representative	

	SRI NATHHELLA SAMPATHU CHETTY CLINICAL LABORATORY (UNIT OF MEDICAL RESEARCH FOUNDATION)	<h1>2021</h1>
	DIRECTORY OF SERVICES	

Our other Primary Sample Collection Centres

1. Sri Nathella Sampathu Chetty Clinical Laboratory

SNSC Collection Centre – Pycrofts Road

Jagadguru Kanchi Sri Chandrasekarendra Saraswathi Nethra Nilayam,

JKCN Centre

No.21, Pycrofts Garden Road

Chennai – 600 006, Tamil Nadu, India.

Phone: 28263556 / 28271616

2. Sri Nathella Sampathu Chetty Clinical Laboratory

SNSC Collection Centre – NSN

Navasuja Sankara Nethralaya,

No. 73, Venkata Krishna Road,

Raja Annamalaipuram,

Chennai – 600 028, Tamil Nadu, India.

Phone: 24611273 / 24610118

3. Sri Nathella Sampathu Chetty Clinical Laboratory

SNSC Collection Centre – REH

C.U.Shah Sankara Nethralaya

No. 8, GST Road, St.Thomas Mount, Gunidy

Chennai 600 016, Tamil Nadu, India.

Ph No: 91-044-22346022, 22344474

Issue No : 3	Issue Date : 28.01.2021	Amend No : 2	Page 5 of 94
Prepared & Issued by:		Approved by:	
Quality Manager		Management Representative	




The Laboratories under SNSC Clinical Lab includes:

1. Clinical Biochemistry Main laboratory , Main Campus
2. Clinical Pathology Main laboratory, Main Campus
3. Clinical Hematology Main laboratory, Main Campus
4. Histopathology and Cytopathology 3rd floor, KNBIRVO block, Main campus
5. Genetics and Molecular biology 4th floor, KNBIRVO block, Main Campus
6. Special Clinical Biochemistry 5th floor, KNBIRVO block, Main Campus
7. Microbiology and Serology 6th floor, KNBIRVO block, Main campus
8. SNSC Collection Centre -JKCN , 21, Pycrofts Garden Road
9. SNSC Collection Centre -NSN, 73, Venkata Krishna Road, Raja Annamalaipuram
10. SNSC Collection Centre -REH, 8, GST Road, St.Thomas Mount

The primary samples are collected at :

- Main laboratory at SN main
- SNSC Collection Centre – Pycrofts Road, (Only as collection center)
- SNSC Collection Centre - NSN, (Only as collection center)
- SNSC Collection Centre – C.U.Shah Sankara Nethralaya, (Only as collection center)


Issue No : 3	Issue Date : 28.01.2021	Amend No : 2	Page 6 of 94
Prepared & Issued by: Quality Manager		Approved by: Management Representative	

	SRI NATHELLA SAMPATHU CHETTY CLINICAL LABORATORY (UNIT OF MEDICAL RESEARCH FOUNDATION)	<h1>2021</h1>
	DIRECTORY OF SERVICES	

Heads of the Laboratories


S.No.	Name	Designation, Authorized Signatory, Contact details
1.	Dr.S.B.Vasanthi	Director, SNSC Clinical Laboratory Management Representative (MR) NABL, Contact Details: 28271616, Ext:1101 Email: drsbv@snmail.org
2.	Dr.N.Angayarkanni	HOD – Clinical & Special Biochemistry NABL Authorized Signatory Contact Details: 28271616, Ext:1304/ 1341 Email: drak@snmail.org
3.	Dr.Doreen Gracias	Deputy Quality Manager–NABL HOD– Cl.Hematology & Cl.Pathology NABL Authorized Signatory Contact Details: 28271616, Ext:1304/ 1341 Email: drdg@snmail.org
4.	Dr.J.Biswas	Director – Histopathology NABL Authorized Signatory Contact Details: 28271616, Ext:1302 Email: drjb@snmail.org

Issue No : 3	Issue Date : 28.01.2021	Amend No : 2	Page 7 of 94
Prepared & Issued by:		Approved by:	
Quality Manager		Management Representative	

	SRI NATHELLA SAMPATHU CHETTY CLINICAL LABORATORY (UNIT OF MEDICAL RESEARCH FOUNDATION)	<h1>2021</h1>
	DIRECTORY OF SERVICES	

5.	Dr.S.Krishna Kumar	HOD – Histopathology NABL Authorized Signatory Contact Details: 28271616, Ext:1302 Email: drkk@snmail.org
6.	Dr.A.R.Anand	Incharge –Microbiology & Serology NABL Authorized Signatory Contact Details: 28271616, Ext:1301/1305 Email: dranand@snmail.org
7.	Dr.R.Harini	Assistant Professor - Clinical Biochemistry NABL Authorized Signatory Contact Details: 28271616, Ext:1103 Email: drharini@snmail.org
8.	Dr.S.Mathavan	HOD – Cytogenetics Contact Details: 28271616, Ext:1308/1898 Email: mathavans@snmail.org

Issue No : 3	Issue Date : 28.01.2021	Amend No : 2	Page 8 of 94
Prepared & Issued by:		Approved by:	
Quality Manager		Management Representative	

	SRI NATHELLA SAMPATHU CHETTY CLINICAL LABORATORY (UNIT OF MEDICAL RESEARCH FOUNDATION)	<h1>2021</h1>
	DIRECTORY OF SERVICES	

Quality Manager

S.No.	Name	Department
1.	Dr.N.Angayarkanni	Head, Clinical & Special Biochemistry

Technical Manager

S.No.	Name	Department
1.	Ms.R.Punitham	Clinical & Special Biochemistry

Deputy Technical Managers

S.No.	Name	Department
1.	Ms.Saumya.T.S.	Cl.Hematology & Cl.Pathology
2.	Ms.Caroline	Microbiology & Serology
3.	Ms.K.Vanitha	Histopathology

LABORATORY TIMINGS: (Monday to Saturday): *(Sunday:Holiday)*

SNSC Clinical Laboratory : 7.30 am – 5.00 pm

SNSC Collection Centre - Pycrofts Road: 8.00 am - 5.00 pm


SNSC Collection Centre-C.U.Shah Sankara Nethralaya: 8.30am-3.00pm

SNSC Collection Centre-Navasuja Sankara Nethralaya: 9.00am-3.30pm

After 6.00 pm only emergency samples will be collected by ward sister/on call Phlebotomist and samples will be sent to either Apollo Hospitals / Metropolis Health Care Limited.

(Consultants / Anesthetist will decide depending upon the test details)

Issue No : 3	Issue Date : 28.01.2021	Amend No : 2	Page 9 of 94
Prepared & Issued by:		Approved by:	
Quality Manager		Management Representative	

	SRI NATHIELLA SAMPATHU CHETTY CLINICAL LABORATORY (UNIT OF MEDICAL RESEARCH FOUNDATION)	<h1>2021</h1>
	DIRECTORY OF SERVICES	

Quality Policy

“We at SNSC Clinical laboratory commit to provide Quality Medical Laboratory service in terms of generating reliable patient test reports, on time, using appropriate technology of international standards through committed and competent staff, who ensure to abide by the policies and procedures of the laboratory at all times with complete awareness of the required documentations.”

Objectives

1. To comply with ISO15189:2012 standards at all time.
2. To maintain excellence in medical laboratory services using standard technology.
3. To ensure compliance with the statutory and regulatory requirements.
4. To ensure adequate resources and staff competence, enabling effective professional services.
5. To complete the laboratory tests and report the results in an effective and timely manner.
6. To ensure continued patient satisfaction.

Date: 10.09.14

Dr. S.B. Vasanthi
Director-Laboratory Services
Management Representative

Issue No : 3	Issue Date : 28.01.2021	Amend No : 2	Page 10 of 94
Prepared & Issued by: Quality Manager		Approved by: Management Representative	



**SRI NATHELLA SAMPATHU CHETTY CLINICAL
LABORATORY**
(UNIT OF MEDICAL RESEARCH FOUNDATION)

2021

DIRECTORY OF SERVICES

LAB TARIFF DETAILSs with effect from 16.01.19

TEST CODE NO	TEST DETAILS	Amount (Rs)
001	HAEMOGLOBIN (HB) AND HAEMATOCRIT	180
002	TOTAL RBC COUNT)	90
003	BLOOD INDICES	150
004	TOTAL W B C COUNT AND DIFF.COUNT	180
005	E.S.R. (WESTERGRENS)	160
006	PLATELET COUNT	160
007	RETICULOCYTE COUNT	160
008	ABSOLUTE EOSINOPHIL COUNT	150
009	BLOOD SMEAR STUDY	240
010	BLOOD SMEAR PARASITES	290
012	SICKLE CELL PREPARATION	160
014	HAEMOGLOBIN ELECTROPHORESIS	1060
015	BLOOD GROUP AND RH TYPING	260
018	URINE ROUTINE ANALYSIS	200
019	URINE BENCE-JONES PROTEIN	160
020	MOTION ROUTINE ANALYSIS	160
021	OCCULT BLOOD: URINE	90
025	PROTHROMBIN TIME (PT)	320
026	PARTIAL THROMBOPLASTIN TIME (PTT)	320
027	BLOOD COLLECTION FOR CROSS MATCHING	1280
028	URINE - SUGAR, ALBUMIN, ACETONE	40
029	URINE - LFT	40
030	MOTION EXAM FOR OCCULT BLOOD	150
051	BLEEDING TIME	90
052	CLOTTING TIME	90
101	BLOOD GLUCOSE (glucometer)	140
102	PLASMA GLUCOSE (F/R/PP)	140
103	GLUCOSE TOLERANCE TEST (OGTT)	540
104	OGTT (GDM)	540
105	UREA AND CREATININE	290
106	CHOLESTEROL	200

Issue No : 3	Issue Date : 28.01.2021	Amend No : 2	Page 11 of 94
Prepared & Issued by: Quality Manager		Approved by: Management Representative	

**SRI NATHELLA SAMPATHU CHETTY CLINICAL
LABORATORY**

(UNIT OF MEDICAL RESEARCH FOUNDATION)

2021**DIRECTORY OF SERVICES**

108	ELECTROLYTES (NA, K,Cl-)	470
109	ELECTROLYTES (NA, K,CL,HCO)	580
110	CALCIUM AND INORG PHOSPHROUS	320
112	CERULOPLASMIN	1000
113	LIVER FUNCTION TESTS	1370
114	BILIRUBIN (TOTAL AND DIRECRT)	300
115	TOTAL PROTEINS AND A. G. RATIO	240
116	ALKALINE PHOSPHATASE	240
117	ALT (SGPT)	240
118	AST (SGOT)	260
121	ELECTROPHORESIS FOR SERUM/URIN	660
122	ELECTROPHORESIS FOR LIPOPROTEI	690
123	LIPID PROFILE	1010
124	TRIACYL GLYCEROL (TRIGLYCERIDE)	260
125	PYRUVATE/LACTATE (SPECIFY)	1280
126	ANGIOTENSIN CONVERTINGENZYME	1250
127	INBORN ERRORS OF METABOLISM	440
128	CSF ANALYSIS	740
129	GLUCOSE 6 PHOSPHATE DEHYDROGEN	660
130	LACTATE DEHYDROGENASE (LDH)	1460
131	VITAMIN A (HPLC)	1460
132	HOMOCYSTINURIA SCREENING	160
133	PAPERCHROMATOGRAPHY FOR GAL/SG	640
134	PAPER CHROMATOGRAPHY FOR ORT/HM	840
135	AMINO ACIDS PROFILE, SERUM	2070
136	AMINO ACIDS PROFILE, URINE	2070
137	SERUM AMYLASE	440
138	HOMOCYSTINE - PLASMA	2070
141	VITAMIN E (HPLC)	1460
142	VITAMIN C	1060
143	GLUTATHIONE	620
144	GLUTATHIONE PEROXIDASE	1020
145	SUPEROXIDE DISMUTASE	620
146	THIO BARBITURIC ACID REACTIVE SUBSTANCES	250
151	HBA1C	500
152	MICRO ALBUMIN/UACR	700

Issue No : 3	Issue Date : 28.01.2021	Amend No : 2	Page 12 of 94
Prepared & Issued by: Quality Manager		Approved by: Management Representative	



**SRI NATHELLA SAMPATHU CHETTY CLINICAL
LABORATORY**
(UNIT OF MEDICAL RESEARCH FOUNDATION)

2021

DIRECTORY OF SERVICES

153	TRACE ELEMENTS:(COPPER/ZINC/SELENIUM/IRON)(SPECIFY)	460
154	GAMMA GT (GGTP)	170
155	HB VARIANT STUDY (HPLC)	990
202	NON TREPONEMAL (RPR)AND TREPONEMAL (TPHA)	660
203	RA FACTOR (NEPHOLOMETRY / TURBIDOMETRY)	240
204	BRUCELLA AGGLUTINATION	240
205	WIDAL TEST	240
206	FLUORESCENT ANTI-NUCLEAR ANTIBODY (FANA)	1680
207	ABS. TO. TOXOPLASMA ANTIGEN	1680
210	ABS. TO RUBELLA VIRUS	1680
211	ABS. TO CYTOMEGALOVIRUS	1680
212	ABS. TO HERPES SIMPLEX VIRUS	1680
213	IGG AND IGM ABS. TO EBV (VCA)	1680
217	ASO (LATEX)	320
218	CRP (NEPHOLOMETRY / TURBIDOMETRY)	290
219	LYSOZYME ASSAY	440
220	ABS. TO HIV 1 AND HIV 2	1370
221	WESTERN BLOT FOR ABS. TO HIV 1 & HIV 2	5120
222	HBSAG	740
223	ABS. TO HCV	540
233	IGG ABS. TO AQUAPORIN 4 (NMO) IF / ELISA	5460
233A	IGG ABS. TO AQUAPORIN 4 (NMO) IF / MOG	6950
234	ANTIBODIES TO CANCA (PR3)	1740
235	ANTIBODIES TO PANCA (MPO)	1740
260	ABS. TO HEPATITIS BS AG	840
263	QUANTIFERON-TB TEST	3830
301	ROUTINE PRE-OPERATIVE WORK UP (WITHOUT UREA & CREATININE)	860
302	ROUTINE PRE-OPERATIVE WORK UP (WITH UREA & CREATININE)	1150
303	DIABETIC WORK UP (CODE 302 + HBA1C)	1650
304	UVEITIS WORK UP BELOW 60	5720
305	UVEITIS WORK-UP ABOVE 60	6010
306	UVEITIS WORK-UP DIABETIC	6010
307	EALLES WORK-UP BELOW 60	7620

Issue No : 3	Issue Date : 28.01.2021	Amend No : 2	Page 13 of 94
Prepared & Issued by: Quality Manager		Approved by: Management Representative	



**SRI NATHELLA SAMPATHU CHETTY CLINICAL
LABORATORY**
(UNIT OF MEDICAL RESEARCH FOUNDATION)

2021

DIRECTORY OF SERVICES

308	EALLES WORK-UP ABOVE 60	7910
309	EALLES WORK-UP DIABETIC	7910
310	COMPLETE HAEMOGRAM	1290
311	ANAEMIA WORK UP	2990
312	BASIC COAGULATION TESTS (PLATELT,BT,CT,CLOT RET,PT AND PTT)	1110
313	COAGULATION PROFILE	3200
314	SARCOIDOSIS WORK UP	2610
315	EALLES - SPECIAL BIOCHEMICAL TESTS	6470
316	TORCHES SCREENING	7370
317	HBS AG, HCV,RPR AND TPHA	1940
318	PCR FOR PAN FUNGAL, EUBACTERIAL AND P.ACNE GENOME	7990
319	DCR WORK-UP (BELOW 60)	4170
320	DCR WORK-UP (ABOVE 60)	4460
321	DCR WORK-UP (DIABETIC)	4460
322	HUMAN AMNIOTIC MEMBRANE (HAM)	1680
375	PCR FOR MYCOBACTERIUM TUBERCULOSIS AND HSV	5320
378	PP65 ANTIGEN ASSAY AND PCR FOR CMV	5520
381	ROUTINE WORK UP FT	750
382	CHEMO PACKAGE	2930
401	GRAM S STAIN	160
402	KOH / CALCOFLOUR STAIN	160
403	GIEMSA STAIN	160
404	AFB STAIN	160
407	IMM.FLUOR.STAIN.HSV	660
411	BACTERIAL CULTURE	840
412	FUNGAL CULTURE	540
413	CHLAMYDIA TRACHOMATIS CULTURE	840
414	ACANTHAMOEBA CULTURE	320
415	MYCOBACTERIAL CULTURE (BACTEC METHOD)	950
416	HSV ISOLATION	840
419	ADENO/RUBELLA ISOLATION	840
420	PCR FOR MYCOBACTERIUM TUBERCULOSIS (MTB)	2670
421	PCR FOR CYTOMEGALOVIRUS (CMV)	2670
422	PCR FOR HERPES SIMPLEX VIRUS (HSV)	2670
423	PCR FOR VARICELLA ZOSTER VIRUS (VSV)	2670

Issue No : 3	Issue Date : 28.01.2021	Amend No : 2	Page 14 of 94
Prepared & Issued by: Quality Manager		Approved by: Management Representative	



**SRI NATHELLA SAMPATHU CHETTY CLINICAL
LABORATORY**
(UNIT OF MEDICAL RESEARCH FOUNDATION)

2021

DIRECTORY OF SERVICES

424	PCR FOR ADENOVIRUS	2670
425	PCR FOR CHLAMYDIA TRACHOMATIS	2670
426	PCR FOR EUBACTERIAL GENOME	2670
427	PCR FOR PAN FUNGAL GENOME	2670
428	PCR FOR PROPIONIBACTERIUM ACNE	2670
429	PCR FOR TOXOPLASMA GONDII	2670
430	PP65 ANTIGEN CMV	2860
431	RUBELLA ISOLATION	760
434	NIGROSIN STAIN	150
451	PCR FOR CHLAMYDIA PNEUMONIAE	2480
452	RT - PCR FOR RUBELLA	3490
453	PCR FOR HLA B 27	4110
456	ANTIBIOTIC (FIRST LINE DRUGS) SENSITIVITY - (BACTEC METHOD)	4780
458	BLOOD CULTURE (BACTEC METHOD)	1250
459	HIV - 1 REAL TIME PCR	5120
460	REAL TIME PCR FOR CHIKUNGUNYA VIRUS	6120
461	REAL TIME PCR FOR CYTOMEGLO VIRUS (CMV)	5120
462	REAL TIME PCR FOR HERPES SIMPLEX VIRUS (HSV)	5120
463	REAL TIME PCR FOR MYCOBACTERIUM TUBERCULOSIS (M. T)	6120
464	REAL TIME PCR FOR HEPATITIS B VIRUS	5690
465	REAL TIME PCR FOR HEPATITIS C VIRUS	5690
467	PCR BASED DNA SEQUENCING	4390
471	PCR FOR MYCOBACTERIUM FORTUITUM	2260
472	PCR FOR MYCOBACTERIUM CHELONAE	2260
473	PCR FOR LEPTOSPIRA	2670
474	PCR FOR SALMONELLA TYPHI	2670
486	PCR FOR PNEUMOCYSTIS JIROVECHII	2480
487	REVERSE TRANSCRIPTASE PCR FOR M. TUBERCULOSIS	3420
489	REAL TIME PCR FOR DENGUE FEVER SEROTYPES 1-4	4110
490	INVITRO ANTIFUNGAL SENSITIVITY TEST	1100
491	PCR FOR MYCOBACTERIUM SP.(HSP65 GENE)	2670
492	DNA SEQUENCING OF PCR AMPLIFIED PRODUCTS	1720
493	GENE XPERT MTB/RIFAMPICIN RESISTANCE DETECTION ASSAY	1920
496	REAL TIME PCR FOR VARICELLA ZOSTER VIRUS	5120

Issue No : 3	Issue Date : 28.01.2021	Amend No : 2	Page 15 of 94
Prepared & Issued by: Quality Manager		Approved by: Management Representative	



**SRI NATHELLA SAMPATHU CHETTY CLINICAL
LABORATORY**
(UNIT OF MEDICAL RESEARCH FOUNDATION)

2021

DIRECTORY OF SERVICES

497	PRODUCT FOR DNA SEQUENCING LOADING	230
499	PCR FOR PYTHIUM INSIDIOSUM	2670
501	EYE BALL	1740
501B	EYE BALL (F AND P)	1750
502	EXENTERATED SPECIMEN	1740
502B	EXENTERATED SPECIMEN (F AND P)	1750
503	EVISцерATED SPECIMEN	920
503B	EVISцерATED SPECIMEN (F AND P)	1750
504	CORNEAL BUTTON	920
504B	CORNEAL BUTTON (F AND P)	1750
505	EPIRETINAL MEMBRANE	690
505B	EPIRETINAL MEMBRANE (F AND P)	1750
506	SUBRETINAL MEMBRANE	690
506B	SUBRETINAL MEMBRANE (F AND P)	1750
507	BIOPSY - LID	690
507B	BIOPSY - LID (F AND P)	1750
508	BIOPSY - CONJUNCTIVA	690
508B	BIOPSY - CONJUNCTIVA (F AND P)	1750
509	BIOPSY - CORNEA	920
509B	BIOPSY - CORNEA (F AND P)	1750
510	BIOPSY - ORBIT	1740
510B	BIOPSY - ORBIT (F AND P)	1750
511	IRIS TISSUE	690
511B	IRIS TISSUE (F AND P)	1750
512	AQUEOUS ASPIRATE	360
513	VITEROUS ASPIRATE	360
514	SUBRETINAL FLUID	360
515	SMEAR - CYTOLOGY - LID	360
516	SMEAR - CYTOLOGY - CONJUNCTIVA	360
517	SMEAR - CYTOLOGY - CORNEA	360
518	FNAB	360
519	FNAC	360
520	IMMUNOHISTOCHEMICAL STAIN	1740
521	IOL CYTOLOGY	360
522	SPECIAL STAINS - SMEAR	360
523	SPECIAL STAINS - SECTIONS	590
524	AMYLOID STAIN	590

Issue No : 3	Issue Date : 28.01.2021	Amend No : 2	Page 16 of 94
Prepared & Issued by: Quality Manager		Approved by: Management Representative	



**SRI NATHELLA SAMPATHU CHETTY CLINICAL
LABORATORY**
(UNIT OF MEDICAL RESEARCH FOUNDATION)

2021

DIRECTORY OF SERVICES

525	MUCIN STAIN	590
526	COLLAGEN STAIN	590
527	ELASTIC STAIN	590
528	GMS STAIN	590
529	GRAM STAIN	590
530	CALCIUM STAIN	590
531	AFB-STAIN	590
532	OIL O RED STAIN	590
533	PERLS IRON STAIN	590
534	GIEMSA-STAIN	590
535	FONTANNA MASSON STAIN	590
536	TOLUDINE BLUE STAIN	590
537	SMALL SIZED SPECIMENS (3MM-5MM)	690
537B	FROZEN AND PERMANENT SECTION-SMALL SIZED SPECIMEN	1750
538	MEDIUM SIZED SPECIMENS (10MM)	920
538B	FROZEN AND PERMANENT SECTION-MEDIUM SIZED SPECIMEN	1630
539	LARGE SIZED SPECIMENS (GREATER THAN 20MM)	1740
539B	FROZEN AND PERMANENT SECTION-LARGE SIZED SPECIMEN	1630
550	OTHERS (SPECIFY)	300
574	SLIDE/PARAFFIN BLOCK GIVEN TO PATIENT	180
575	BONE MARROW ASPIRATE	1160
601	MANTOUX (RA/LA)	200
701	CHROMOSOMAL STUDY (PBLG)	3010
712	DNA EXTRACTION (MINI KIT)	620
713	DNA EXTRACTION (MAXI KIT)	1840
714	CYP1B1 GENE SCREENING FOR CONGENITAL GLAUCOMA	7850
715	MYOC GENE SCREENING FOR OPEN ANGLE GLAUCOMA	7860
723	SCREENING THE THREE PRIMARY MITOCHONDRIAL MUTATIONS FOR LEBER~S HEREDITARY OPTIC NEUROPATH	5650
725	PAX6 GENE SCREENING FOR ANIRIDIA	9250
726	RS1 GENE SCREENING FOR RETINOSCHISIS	8010

Issue No : 3	Issue Date : 28.01.2021	Amend No : 2	Page 17 of 94
Prepared & Issued by: Quality Manager		Approved by: Management Representative	



**SRI NATHELLA SAMPATHU CHETTY CLINICAL
LABORATORY**
(UNIT OF MEDICAL RESEARCH FOUNDATION)

2021

DIRECTORY OF SERVICES

733	NDP GENE SCREENING FOR NORRIE DISEASE	8350
734	EYE PANEL TESTING USING NGS	28080
735	RARE DISEASE PANEL TESTING USING NGS	40830
736	MST (Mutation Specific Test)	6340
737	MLPA (Multiplex Ligation dependent Probe Amplification)	5070
738	LHON Gene Screening	26460
739	CGM Gene Screening	13230
740	ORNITHINE AMINO TRANSFERASE (OAT) GENE SCREENING	14770
	<u>OUT SOURCED TESTS</u>	
801	THYROID PROFILE(FT3,FT4,TSH)	750
808	ANTI PHOSPHOLIPID ANTIBODY	1850
809	CD4 COUNTS	1240
811	PROTEIN C (ACTIVITY)	4380
812	PROTEIN S (ACTIVITY)	4380
813	VITAMIN B12	1220
816	FOLATE RBC	2120
820	URIC ACID	240
830	SERUM ACID PHOSPHATASE	270
845	SERUM IRON, TIBC AND PERCENTAGE SATURATION	860
846	CORTISOL	660
848	HB VARIANT STUDY	990

Issue No : 3	Issue Date : 28.01.2021	Amend No : 2	Page 18 of 94
Prepared & Issued by: Quality Manager		Approved by: Management Representative	



**SRI NATHIELLA SAMPATHU CHETTY CLINICAL
LABORATORY**
(UNIT OF MEDICAL RESEARCH FOUNDATION)

2021

DIRECTORY OF SERVICES

PACKAGE TESTS

ROUTINE WORK UP

S. No.	Test code	Test Code: 301 - ROUTINE PRE-OPERATIVE WORKUP (Without Urea & Creatinine) Charges: Rs.860/-	Test Code: 302 - ROUTINE PRE-OPERATIVE WORKUP (With Urea & Creatinine) Charges: Rs.1150	Test Code: 303 DIABETIC WORK UP (Code 302 + HbA1c) Charges: Rs.1650
1	001	Haemoglobin (Hb) and Haematocrit (PCV)	Haemoglobin (Hb) and Haematocrit (PCV)	Haemoglobin (Hb) and Haematocrit (PCV)
2	004	Total W.B.C. Count and Differential Count	Total W.B.C. Count and Differential Count	Total W.B.C. Count and Differential Count
3	005	E.S.R.	E.S.R.	E.S.R.
4	102	Plasma Glucose (F/ R/ PP)	Plasma Glucose (F/ R/ PP)	Plasma Glucose (F/ R/ PP)
5	018	Urine Routine Analysis	Urine Routine Analysis	Urine Routine Analysis
6	105	--	Urea and Creatinine	Urea and Creatinine
7	151	---	---	HbA1c

UVEITIS WORKUP

S. No.	Test code	Test Code: 304 (BELOW 60) Charges: Rs.5720	Test Code: 304 (ABOVE 60) Charges: Rs. Rs.6010	Test Code:306 (DIABETIC) Charges: Rs.6010
1	001	Haemoglobin (Hb) and Haematocrit (PCV)	Haemoglobin (Hb) and Haematocrit (PCV)	Haemoglobin (Hb) and Haematocrit (PCV)
2	004	Total W.B.C. Count and Differential Count	Total W.B.C. Count and Differential Count	Total W.B.C. Count and Differential Count
3	005	E.S.R.	E.S.R.	E.S.R.
4	102	Plasma Glucose (F/ R/ PP)	Plasma Glucose (F/ R/ PP)	Plasma Glucose (F/ R/ PP)
5	018	Urine Routine Analysis	Urine Routine Analysis	Urine Routine Analysis
6	105	--	Urea and Creatinine	Urea and Creatinine
7	601	Mantoux (RA/ LA)	Mantoux (RA/ LA)	Mantoux (RA/ LA)
8	020	Motion Routine Analysis	Motion Routine Analysis	Motion Routine Analysis
9	202	Non Treponemal (RPR) and Treponemal (TPHA)	Non Treponemal (RPR) and Treponemal (TPHA)	Non Treponemal (RPR) and Treponemal (TPHA)
10	203	Rheumatoid Arthritis (RA) factor (latex)	Rheumatoid Arthritis (RA) factor (latex)	Rheumatoid Arthritis (RA) factor (latex)
11	204	Brucella Agglutination Test	Brucella Agglutination Test	Brucella Agglutination Test
12	206	Anti- Nuclear Antibody (Fluorescent & ELISA)	Anti- Nuclear Antibody (Fluorescent & ELISA)	Anti- Nuclear Antibody (Fluorescent & ELISA)
13	207	Abs. to Toxoplasma gondii (IgG & IgM)	Abs. to Toxoplasma gondii (IgG & IgM)	Abs. to Toxoplasma gondii (IgG & IgM)

Issue No : 3	Issue Date : 28.01.2021	Amend No : 2	Page 19 of 94
Prepared & Issued by: Quality Manager		Approved by: Management Representative	



**SRI NATHELLA SAMPATHU CHETTY CLINICAL
LABORATORY**
(UNIT OF MEDICAL RESEARCH FOUNDATION)

2021

DIRECTORY OF SERVICES

EALES WORKUP

S. No.	Test code	Test Code: 307 (BELOW 60) Charges: Rs.7620	Test Code: 308 (ABOVE 60) Charges: Rs.7910	Test Code:309 (DIABETIC) Charges: Rs.7910
1	001	Haemoglobin (Hb) and Haematocrit (PCV)	Haemoglobin (Hb) and Haematocrit (PCV)	Haemoglobin (Hb) and Haematocrit (PCV)
2	004	Total W.B.C. Count and Differential Count	Total W.B.C. Count and Differential Count	Total W.B.C. Count and Differential Count
3	005	E.S.R.	E.S.R.	E.S.R.
4	006	Platelet count	Platelet count	Platelet count
5	007	Reticulocyte count	Reticulocyte count	Reticulocyte count
6	009	Blood smear study	Blood smear study	Blood smear study
7	102	Plasma Glucose (F/ R/ PP)	Plasma Glucose (F/ R/ PP)	Plasma Glucose (F/ R/ PP)
8	018	Urine Routine Analysis	Urine Routine Analysis	Urine Routine Analysis
9	105	--	Urea and Creatinine	Urea and Creatinine
10	601	Mantoux (RA/LA)	Mantoux (RA/LA)	Mantoux (RA/LA)
11	312	<u>Basic Coagulation Tests:</u> Bleeding Time Clotting Time Clot Retraction	<u>Basic Coagulation Tests:</u> Bleeding Time Clotting Time Clot Retraction	<u>Basic Coagulation Tests:</u> Bleeding Time Clotting Time Clot Retraction
	025	Prothrombin Time (PT)	Prothrombin Time (PT)	Prothrombin Time (PT)
	026	Activated Partial Thromboplastin Time (APTT)	Activated Partial Thromboplastin Time (APTT)	Activated Partial Thromboplastin Time (APTT)
12	012	Sickle Cell Preparation	Sickle Cell Preparation	Sickle Cell Preparation
13	014	Hemoglobin Electrophoresis	Hemoglobin Electrophoresis	Hemoglobin Electrophoresis
14	202	Non Treponemal (RPR) and Treponemal (TPHA)	Non Treponemal (RPR) and Treponemal (TPHA)	Non Treponemal (RPR) and Treponemal (TPHA)
15	203	Rheumatoid Arthritis (RA) factor (Latex)	Rheumatoid Arthritis (RA) factor (Latex)	Rheumatoid Arthritis (RA) factor (Latex)
16	206	Anti-Nuclear Antibody (Fluorescent & ELISA)	Anti-Nuclear Antibody (Fluorescent & ELISA)	(Fluorescent & ELISA) (Fluorescent & ELISA)
17	126	Serum Angiotensin converting Enzyme (ACE)	Serum Angiotensin converting Enzyme (ACE)	Serum Angiotensin converting Enzyme (ACE)

Issue No : 3	Issue Date : 28.01.2021	Amend No : 2	Page 20 of 94
Prepared & Issued by: Quality Manager		Approved by: Management Representative	



**SRI NATHELLA SAMPATHU CHETTY CLINICAL
LABORATORY**
(UNIT OF MEDICAL RESEARCH FOUNDATION)

2021

DIRECTORY OF SERVICES

S. No.	Test code	Test Code: 310 COMPLETE HEMOGRAM <u>Charges: Rs.1290</u>	Test Code: 311 ANEMIA WORK UP <u>Charges: Rs.2990</u>
1	001	Haemoglobin (Hb) and Haematocrit (PCV)	Haemoglobin (Hb) and Haematocrit (PCV)
2	004	Total W.B.C. Count and Differential Count	Total W.B.C. Count and Differential Count
3	005	E.S.R.	E.S.R.
4	002	Total RBC Count	Total RBC Count
5	006	Platelet count	Platelet count
6	003	Blood Indices	Blood Indices
7	009	Blood Smear Study	Blood Smear Study
8	007	Reticulocyte Count	Reticulocyte Count
9	012	--	Sickle Cell Preparation
10	014	--	Hemoglobin Electrophoresis
11	020	--	Motion Routine Analysis
12	105	--	Urea and Creatinine
13	845	--	Serum Iron and TIBC & %Saturation

S. No.	Test code	Test Code: 312 BASIC COAGULATION TESTS <u>Charges: Rs.1110</u>	Test Code: 313 COAGULATION PROFILE <u>Charges: Rs.3200</u>
1	051	Bleeding Time	Bleeding Time
2	052	Clotting Time	Clotting Time
3		Clot Retraction	Clot Retraction
4	025	Prothrombin Time (PT)	Prothrombin Time (PT)
5	026	Activated Partial Thromboplastin Time (APTT)	Activated Partial Thromboplastin Time (APTT)
6	006	Platelet count	Platelet count
7		--	<u>Euglobulin Lysis Time</u>
8		--	Fibrinogen Assay
9		--	Factor XIII
10	015	--	Blood Group and Rh Typing

Issue No : 3	Issue Date : 28.01.2021	Amend No : 2	Page 21 of 94
Prepared & Issued by: Quality Manager		Approved by: Management Representative	



**SRI NATHELLA SAMPATHU CHETTY CLINICAL
LABORATORY**
(UNIT OF MEDICAL RESEARCH FOUNDATION)

2021

DIRECTORY OF SERVICES

S. No.	Test code	Test Code: 314 SARCOIDOSIS WORKUP Charges: Rs.2610
1	005	ESR
2	110	Calcium and Inorg.phosphorus
3	115	Total Proteins & A.G Ratio
4	126	Angiotensin Converting Enzyme
5	219	Lysozyme Assay
6	601	Mantoux (RA/LA)

S. No.	Test code	Test Code: 315 SPECIAL BIOCHEMICAL TESTS Charges: Rs.6470
1	146	Blood Thiobarbituric Acid Reactive Substances
2	141	Serum Vitamin E (HPLC)
3	142	Plasma Vitamin C
4	131	Serum Vitamin A (HPLC)
5	145	Blood Superoxide dismutase
6	144	Blood Glutathione Peroxidase
7	143	Blood Glutathione

S. No.	Test code	Test Code: 316 TORCHES SCREENING Charges: Rs.7370
1	207	Abs. to Toxoplasma gondii (IgG & IgM)
2	210	Abs. to Rubella Virus (IgG & IgM)
3	211	Abs. to CMV (IgG & IgM)
4	212	Abs. To HSV (IgG & IgM)
5	202	Non Treponemal (RPR) and Treponemal (TPHA)

S. No.	Test code	Test Code: 381 ROUTINE WORK UP (FAST TRACK) Charges: Rs.750
1	001	Haemoglobin (Hb) and Haematocrit (PCV)
2	002	Total RBC Count
3	004	Total W.B.C. Count and Differential Count
4	006	Platelet Count
5	102	Plasma Glucose (F/R/PP)

Issue No : 3	Issue Date : 28.01.2021	Amend No : 2	Page 22 of 94
Prepared & Issued by: Quality Manager		Approved by: Management Representative	



**SRI NATHELLA SAMPATHU CHETTY CLINICAL
LABORATORY**
(UNIT OF MEDICAL RESEARCH FOUNDATION)

2021

DIRECTORY OF SERVICES

DCR WORKUP

S. No.	Test code	Test Code: 319 (BELOW 60) Charges: Rs.4170	Test Code: 320 (ABOVE 60) Charges: Rs.4460	Test Code: 321 (DIABETIC) Charges: Rs.4460
1	001	Haemoglobin (Hb) and Haematocrit (PCV)	Haemoglobin (Hb) and Haematocrit (PCV)	Haemoglobin (Hb) and Haematocrit (PCV)
2	004	Total W.B.C. Count and Differential Count	Total W.B.C. Count and Differential Count	Total W.B.C. Count and Differential Count
3	005	E.S.R.	E.S.R.	E.S.R.
4	102	Plasma Glucose (F/ R/ PP)	Plasma Glucose (F/ R/ PP)	Plasma Glucose (F/ R/ PP)
5	018	Urine Routine Analysis	Urine Routine Analysis	Urine Routine Analysis
6	105	--	Urea and Creatinine	Urea and Creatinine
7	312	<u>Basic Coagulation Tests:</u> Bleeding Time Clotting Time Clot Retraction	<u>Basic Coagulation Tests:</u> Bleeding Time Clotting Time Clot Retraction	<u>Basic Coagulation Tests:</u> Bleeding Time Clotting Time Clot Retraction
	025	Prothrombin Time (PT)	Prothrombin Time (PT)	Prothrombin Time (PT)
	026	Activated Partial Thromboplastin Time (APTT)	Activated Partial Thromboplastin (APTT)	Activated Partial Thromboplastin Time (APTT)
	006	Platelet count	Platelet count	Platelet count
8	015	Blood Group and Rh Typing	Blood Group and Rh Typing	Blood Group and Rh Typing
9	317	HbsAg, Abs to HCV, RPR and TPHA	HbsAg, Abs to HCV, RPR and TPHA	HbsAg, Abs to HCV, RPR and TPHA

S. No.	Test code	Test Code: 382 CHEMO PACKAGE Charges: Rs.2930
1	001	Haemoglobin (Hb) and Haematocrit (PCV)
2	004	Total W.B.C. Count and Differential Count
3	005	E.S.R.
4	006	Platelet count
5	018	Urine Routine Analysis
6	102	Plasma Glucose (F/ R/ PP)
7	105	Urea and Creatinine
8	109	Electrolytes (NA, K,CL,HCO)
9	114	Bilirubin (Total and Direct)
10	116	Alkaline Phosphatase
11	117	ALT (SGPT)
12	118	AST (SGOT)

Issue No : 3	Issue Date : 28.01.2021	Amend No : 2	Page 23 of 94
Prepared & Issued by: Quality Manager		Approved by: Management Representative	



GENERAL INSTRUCTION ON SAMPLE COLLECTION

A. CLINICAL BIOCHEMISTRY:

Instructions for routine blood investigation:

1. Fasting plasma Glucose (FBS)

For a fasting blood glucose test, do not eat or drink anything other than water for at least 8 to 12 hours before the blood sample is taken.

Tea, coffee, alcohol intake and smoking are not permitted during this period.

Reasonable amount of water intake is permitted.

If you are Diabetic, your doctor may ask you to wait until you have had your blood collected before taking your morning dose of insulin or diabetes medicine.

2. 2-hour Postprandial (post lunch) plasma glucose:

For a 2-hour postprandial test, you need to have your blood collected exactly 2 hours after a regular lunch. He /She can have water and his/her usual medicines. PP blood sugar to be collected exactly after 2 hours of food (From the food intake time). The instructions for the same will be given by the Consultant /Physicians /Physician Secretary /SFC (Surgery Fixing Center). It will be ensured by the Laboratory Enquiry Secretary and counter checked by Technician/ Lab Assistant during interaction with the patients at the time of collection.

3. Random plasma glucose (RBS):

No special preparation is required before having a random blood sugar test. The patient is required to be in non-fasting state, hence blood samples will be collected within 2 hours of last meal intake irrespective of time of the day.

4. Lipid profile

Patient should fast for 12 hours before blood collection. Fasting should be no food or drink except for water

Issue No : 3	Issue Date : 28.01.2021	Amend No : 2	Page 24 of 94
Prepared & Issued by: Quality Manager		Approved by: Management Representative	



B. SPECIAL BIOCHEMICAL CLINICAL INVESTIGATION:

1. Plasma Amino acid Profile (HPLC)
2. Plasma Homocysteine
3. Paper Chromatography for Plasma Ornithine/ any amino acid
4. Paper Chromatography for Plasma Galactose / other sugars.
5. Microalbuminuria/UACR (Early morning sample)

Fasting Specimen: For all the above mentioned test the patients are instructed to have his/her dinner the previous night not later than 9 pm and following that not to eat or drink except water till he/ she reports to the laboratory (fasting period should be between 8 to 12 hours).

1. Instructions to the patients underwent FFA (Fundus Fluorescein Angiography)

In the above mentioned conditions the patients are instructed not to give blood for 24 hours after the FFA for the following test,

1. Angiotensin Converting Enzyme (ACE)
2. Plasma Homocysteine
3. Microalbumin/UACR

2. Instructions to Patients coming for serum Vitamin A testing:

Should not take vitamin A tablet, carrot not to be taken in the previous 24 hours.

Blood should be collected in fasting condition.

3. Instructions to patients for Serum Iron, TIBC and Percentage saturation testing:

Patient coming for the above test should report for blood collection at the main lab between 9 to 11 am. Should not take any iron medication for 3 days. The test is out sourced.

Issue No : 3	Issue Date : 28.01.2021	Amend No : 2	Page 25 of 94
Prepared & Issued by: Quality Manager		Approved by: Management Representative	



5. Instructions to patients coming for Oral Glucose Tolerance test (OGTT) Code:103

Patient should overnight fast for 12 hours before blood collection. Fasting should be no food or drink except for water 82.5g monohydrate glucose in 250ml of water glucose load will be given orally post fasting sample collection.

- First blood should be collected in fasting condition.
- 2nd sample -1 hour after glucose load
- 3rd sample- 2hrs after glucose load

4. Instructions to pregnant women coming for OGTT for GDM screening/diagnosis Code:104

Patient should overnight fast for 12 hours before blood collection. Fasting should be no food or drink except for water 82.5g monohydrate glucose in 250ml of water or 100g anhydrous glucose (110g Monohydrate glucose)load will be given orally post fasting sample collection.

- First blood should be collected in fasting condition.
- 2nd sample -1 hour after glucose load
- 3rd sample- 2hrs after glucose load
- 4th samples- 3 hrs after glucose.load(If 100g load given)

6. IEM (Inborn Errors of metabolism):

Three containers will be provided for the patient, one of the three containers labeled 'F' (fasting) and the other two containers labeled 'R' (Random). Patient should collect the fasting urine in the 'F' container and the random urine in the 'R' containers. Provide 3 urine containers with pinch of sodium azide.

C. HAEMATOLOGY:

Random blood collection is done for routine hematological test.

Issue No : 3	Issue Date : 28.01.2021	Amend No : 2	Page 26 of 94
Prepared & Issued by: Quality Manager		Approved by: Management Representative	



D.CYTOGENETICS:

(Instructions to chromosomal study)

1. Random blood collection is done for above mentioned test.
2. The patient should not be under any chemotherapy, immunosuppressive drugs or affected by immunosuppressive disease and septicemia, which affect mitotic index and sterility of the culture.

E.MICROBIOLOGY:

The patients coming for Microbiological test should not take any antibiotic therapy prior to Investigation.

Issue No : 3	Issue Date : 28.01.2021	Amend No : 2	Page 27 of 94
Prepared & Issued by: Quality Manager		Approved by: Management Representative	



**SRI NATHELLA SAMPATHU CHETTY CLINICAL
LABORATORY**
(UNIT OF MEDICAL RESEARCH FOUNDATION)

2021

DIRECTORY OF SERVICES

DEPARTMENT OF
HAEMATOLOGY &
CLINICAL PATHOLOGY

Issue No : 3	Issue Date : 28.01.2021	Amend No : 2	Page 28 of 94
Prepared & Issued by: Quality Manager		Approved by: Management Representative	



TEST MASTER LIST

DEPARTMENT OF HAEMATOLOGY

S NO	Code NO	Name of the test	**Turn around time (TAT)	Specimen required	Anticoagulant (vacutainer tubes)	Storage/ Temperature
1	001	*Hb and PCV	** 1 hour	2ml blood 1ml (<10 yrs)	3.6mg K2 EDTA (Lavender)	Upto 24 hours/ 2-8°C
2	002	*Total RBC count	** 1 hour	2ml blood 1ml (<10 yrs)	3.6mg K2 EDTA (Lavender)	Upto 24 hours/ 2-8°C
3	003	*Blood Indices	** 1 hours	2ml blood 1ml (<10 yrs)	3.6mg K2 EDTA (Lavender)	Upto 24 hours/ 2-8°C
4	004	*TC and DC	** 1 hour	2ml blood, 1ml (<10 yrs) 2 Smears	3.6mg K2 EDTA (Lavender)	Upto 24 hours/ 2-8°C
5	005	*ESR	** 1 hour	1ml blood	3.8% Sodium Citrate (Black)	Upto 24 hours/ 2-8°C
6	006	*Platelet count	** 1 hour	2ml blood 1ml (<10 yrs)	3.6mg K2 EDTA (Lavender)	Upto 24 hours/ 2-8°C
7	007	*Reticulocyte count	**2 ½ hours	2ml blood 1ml (<10 yrs)	3.6mg K2 EDTA (Lavender)	Upto 24 hours/ 2-8°C
8	008	*Absolute eosinophil count	** 1 hour	2ml blood 1ml (<10 yrs)	3.6mg K2 EDTA (Lavender)	Upto 24 hours/ 2-8°C
9	009	*Blood smear study	**2 ½ hours	2ml blood 1ml (<10 yrs)-2 Smears	3.6mg K2 EDTA (Lavender)	Upto 24 hours/ 2-8°C
10	010	*Blood smear parasite	**2 ½ hours	2ml blood in EDTA and 2.7ml blood of 3.2% citrated blood, 1 wet mount, 2 thin and thick smears (Ref SNSC/CM/3.1)	3.2% citrated blood (Blue), 3.6mg K2 EDTA (Lavender)	Upto 24 hours/ 2-8°C
11	012	*Sickle cell preparation	24 hours	2ml blood 1ml (<10 yrs)	3.6mg K2 EDTA (Lavender)	Upto 24 hours/ 2-8°C
12	014	Hemoglobin electrophoresis	48 hours	2ml blood	3.6mg K2 EDTA (Lavender)	1 week / 2-8°C
13	015	*Blood group and Rh typing	** 2 hours	2ml blood 1ml (<10 yrs)	3.6mg K2 EDTA (Lavender)	Upto 24 hours/ 2-8°C

Issue No : 3	Issue Date : 28.01.2021	Amend No : 2	Page 29 of 94
Prepared & Issued by: Quality Manager		Approved by: Management Representative	



**SRI NATHELLA SAMPATHU CHETTY CLINICAL
LABORATORY**
(UNIT OF MEDICAL RESEARCH FOUNDATION)

2021

DIRECTORY OF SERVICES

14	025	*Prothrombin time (PT)	1 hour	2.7ml blood 1ml (<10 yrs)	3.2% citrated blood (Light Blue)	Upto 24 hours/ 2-8°C
15	026	*Partial thromboplastin time(PTT)	1 hour	2.7ml blood 1ml (<10 yrs)	3.2% citrated blood (Light Blue)	Upto 4 hours/ 2-8°C
16	312	Bleeding time	30 minutes	-	-	-
17	312	Clotting time	30 minutes	3 ml blood	-	-
18	312	Clot retraction	30 minutes	4 ml blood	Plain (Red)	Upto 24 hours/ 2-8°C *Note: If the Clot retraction is poor, it is kept in the water bath for 24 hours.
19	313	Euglobulin lysis test	24 hours	2.7ml blood	3.2% citrated blood (Light Blue)	Upto 24 hours/ 2-8°C
20	313	Factor XIII	24 hours	2.7ml blood	3.2% citrated blood (Light Blue)	Upto 24 hours/ 2-8°C

In case of Baby Collection/ Patient for whom blood collection is difficult, blood is collected in 1 ml K2 EDTA Microtainers using Syringe and needle. Collect 3mL 5.4mg K2 EDTA sample for Package tests which include ESR testing.

Information to the Patients:

All samples for routine hematological tests, random blood collection is being done.

****Turn around time (TAT) applicable only if marked as urgent in Laboratory Investigation form**

Issue No : 3	Issue Date : 28.01.2021	Amend No : 2	Page 30 of 94
Prepared & Issued by: Quality Manager		Approved by: Management Representative	



TEST MASTER LIST

DEPARTMENT OF CLINICAL PATHOLOGY


S NO	Code NO	Name of the test	**Turn around time (TAT)	Specimen required	Anticoagulant (vacutainer tubes)	Storage/ Temperature
1	018	*Urine routine analysis *Glucose *Albumin *Acetone and aceto acetic acid *Bile salts *Bile pigments *Urobilinogen *Occult blood or hemoglobin *Leucocyte	** 1 hour	20-50 ml Urine Sample.	-	Discarded on the same day/ Room temp
2.	020	*Motion routine analysis	** 3 hours	at least 4ml (4 cm ³)	-	Discarded on the same day/ Room temp
3.	030	*Motion routine analysis -occult blood or hemoglobin	** 3 hours	3 samples on 3 consecutive days. at least 4ml (4 cm ³)/Day	-	Discarded on the same day/ Room temp
4.	028	Urine – Sugar, Alb, Acetone	** 1 hour	20 – 50 ml Urine sample	-	Discarded on the same day/ Room temp
5.	029	Urine – LFT	** 2½ hours	20 – 50 ml Urine sample	-	Discarded on the same day/ Room temp

* Test which are under Scope of NABL.

For the FFA undergone patients Urine should be collected after 24 hours.

****Turn around time (TAT) applicable only if marked as urgent in Laboratory Investigation form**

Issue No : 3	Issue Date : 28.01.2021	Amend No : 2	Page 31 of 94
Prepared & Issued by: Quality Manager		Approved by: Management Representative	

	SRI NATHELLA SAMPATHU CHETTY CLINICAL LABORATORY (UNIT OF MEDICAL RESEARCH FOUNDATION)	<h1>2021</h1>
	DIRECTORY OF SERVICES	

Mantoux test is being done in SN Main, JKCN & NSN Centers

1.	Code 601	Mantoux test	48 hours reporting time (TAT)	-	-	Reading will be taken after 48 hours. Don't apply soap (or) water (till 48 hours)
----	-------------	--------------	--------------------------------------	---	---	---

Patient to be sent to SNSC Clinical Laboratory (SN MAIN LAB) for the following tests

Requests for the tests received in collection centres should be referred to SN MAIN LAB for Collection

S.No	Code No.	Name of Test
1.	010	Blood Smear Parasite
2.	025	Prothrombin Time (PT)
3.	026	Partial Thromboplastin Time(PTT)
4.	312	Basic Coagulation Tests
5.	313	Coagulation Profile
6.	307	Eales Work-Up (Below 60)
7.	308	Eales Work-Up (Above 60)
8.	309	Eales Work-Up (Diabetic)
9.	319	Dcr Work-Up (Below 60)
10.	320	Dcr Work-Up (Above 60)
11.	321	Dcr Work-Up (Diabetic)
12.	125	Blood Pyruvate and Lactate
13.	138	Plasma Homocysteine (ELISA)
NO SPECIAL TESTS TO BE COLLECTED		

Issue No : 3	Issue Date : 28.01.2021	Amend No : 2	Page 32 of 94
Prepared & Issued by:		Approved by:	
Quality Manager		Management Representative	



TEST MASTER LIST
OUT SOURCE TESTS

S NO	Code NO	Name of the test	Turnaround time (TAT) for specimens collected before 2.00 pm	Specimen required	Anti coagulant (vacutainer tubes)	Storage / Temperature	Information to the patients	
1	801	Serum Thyroid Profile: Free T3, Free T4, TSH	Next day	2 ml of serum	Plain	2-8°C	Sample collection done up to 10.00am every day (Fasting/ Random)	
2	808	Anti Phospholipid Antibody (IgG & IgM)	5 days	2 ml of serum	Plain	2-8°C	--	
3	809	CD4 Counts	2 days	2 ml of whole blood	EDTA	2-8°C	--	
4	811	Protein C (Activity)	5 days	2 ml of platelet poor citrated plasma	3.2% Sodium Citrate	2-8°C	--	
5	812	Protein S (Activity)	5 days	2 ml of platelet poor citrated plasma	3.2% Sodium Citrate	2-8°C	--	
6	813	Vitamin B12	Next day	2 ml of serum	Plain	2-8°C	Fasting	
7	816	Folate-RBC	3 days	2 ml of serum & 2 ml of whole blood	Plain & EDTA	2-8°C	--	
8	845	Serum Iron, TIBC & % Saturation	24 hrs	2 ml of serum	Plain	2-8°C	Should not take iron medication for 3 days. Blood collection done up to 10.00am everyday (Random)	
9	820	Serum Uric Acid	Next day	2 ml of serum	Plain	2-8°C	--	
10	830	Serum Acid Phosphatase	Next day	2 ml of serum	Plain	2-8°C	--	
11	846	Cortisol	Next day	2 ml of serum	Plain	2-8°C	Blood collection done only at 8.00am (Fasting) & 4.00pm(Random)	
12	848	Hb Variant Study (CZE)	Next day	2 ml of whole blood	EDTA	2-8°C	---	
12	850	Others (Specify)	Refer Directory of Services Lister Metropolis					

Issue No : 3	Issue Date : 28.01.2021	Amend No : 2	Page 33 of 94
Prepared & Issued by: Quality Manager		Approved by: Management Representative	



**SRI NATHELLA SAMPATHU CHETTY CLINICAL
LABORATORY**
(UNIT OF MEDICAL RESEARCH FOUNDATION)

2021

DIRECTORY OF SERVICES

**ACCEPTANCE AND REJECTION CRITERIA FOR COLLECTION AREA,
HEMATOLOGY & CLINICAL PATHOLOGY**

S.NO	ACCEPTANCE CRITERIA	REJECTION CRITERIA
1.	Collection Area - Properly labeled specimens. 1. Full patient name and Date of birth 2. Patient identification number. 3. Date and time of collection 4. Phlebotomist signature.	Collection Area – improperly labeled 1. Specimens not labeled 2. Specimens labeled with the incorrect patient identification 3. Specimens, that do not match the patient information on the laboratory requisition.
2.	Collection Area – Correct Specimen Collection 1. Specimens collection with proper Preservative or anticoagulant. 2. Correct volume 3. Specimen collection without any hemolysis, lipemic or particulate matter 4. Specimen without any contamination	Collection Area – Improper Collection. 1. Specimens collected with the improper preservative or anticoagulant 2. Quantity of specimens insufficient to perform testing 3. Specimens which are hemolyzed, lipemic or contain particulate matter. Individual protocol must be reviewed. 4. Specimens which are obviously or subsequently prove to be contaminated.
3.	Transportation of Specimens in 3 tier packing system.	Delay in Transit to the laboratory: 1. Serum Specimens not separated from the clot and left at room temperature or refrigerated for a time, which exceeds the protocol for, the test requested. 2. Urine specimens left at room temperature for more than two hours. 3. Coagulation specimens more than four hours except for PT which is up to 24 hours. 4. Urine specimens for culture left at room temperature for more than two hours or refrigerated for more than 24 h
4.	Specimens collected by proper veni puncture site.	Inappropriate specimens: 1. Specimens collected from intravenous tubing. 2. Specimens collected from heparin locks.

Issue No : 3	Issue Date : 28.01.2021	Amend No : 2	Page 34 of 94
Prepared & Issued by: Quality Manager		Approved by: Management Representative	



**SRI NATHELLA SAMPATHU CHETTY CLINICAL
LABORATORY**
(UNIT OF MEDICAL RESEARCH FOUNDATION)

2021

DIRECTORY OF SERVICES

5.	Specimen transportation with appropriate packing.	Specimens inappropriately transported to the laboratory: 1. Specimens not in compliance with universal precaution, (e.g. Not Bagged) 2. Specimens leaking or grossly contaminated on the exterior portion of container. Note: Irretrievable specimens, such as Cerebral spinal fluid (CSF), operating room specimens, cord blood, biopsy or specimens taken prior to antibiotic therapy will not be discarded.
6.	Hematology : EDTA samples - Properly mixed without any clot.	A. Inadequate Specimens: 1. Lavender vaccutainers for hematology analysis with less than 2ml/1ml 2. Blue vaccutainer for Coagulation studies which are less than 2.7ml/1ml. B. Clotted Specimens: The presence of clots in the vaccutainers upon visual inspection. C. Hemolysed samples: 1. Grossly haemolysed samples(EDTA) giving inaccurate results or unreadable blood films should be rejected 2. Hemolysed Citrate plasma should be rejected D. Aged specimens: 1. EDTA samples more than 24 hours old are rejected 2. Coagulation specimens more than 4 hours except for PT which is up to 24 hours. E. Test is not offered in Haematology laboratory.
7.	Clinical Pathology: 1. Urine - Sufficient quantity in clean non- sterile Container brought within 1 hour of Collection. 2. Stool -Sufficient quantity in clean non-sterile Container 3. Stool Samples brought within 1 hour of Collection.	1. Any Sample (Urine /Motion) brought after 1 h of Collection. 2. Insufficient Quantity. 3. Specimen collected within 24 hrs after performing fundus fluorescence angiogram. 4. Gross contamination with vaginal/anal secretions If the samples are processed in known case of menstrual or other unsatisfactory conditions or contaminations then the final report shall mention the nature of problem.

Issue No : 3	Issue Date : 28.01.2021	Amend No : 2	Page 35 of 94
Prepared & Issued by: Quality Manager		Approved by: Management Representative	



**SRI NATHELLA SAMPATHU CHETTY CLINICAL
LABORATORY**
(UNIT OF MEDICAL RESEARCH FOUNDATION)

2021

DIRECTORY OF SERVICES

DEPARTMENT OF
CLINICAL & SPECIAL
BIOCHEMISTRY

Issue No : 3	Issue Date : 28.01.2021	Amend No : 2	Page 36 of 94
Prepared & Issued by: Quality Manager		Approved by: Management Representative	



TEST MASTER LIST

DEPARTMENT OF CLINICAL BIOCHEMISTRY

S. No	Lab/ Ref/ Code	Name of the test	Specimen required Blood - volume	Anti coagulants (vacutainer)	**Reportable interval (TAT)	Storage of examined specimen / temp.	Information to the patients
1.	102	Plasma Glucose F/R/PP	2 ml + Urine to be collected	Sodium Fluoride + Na ₂ EDTA	** 1 hour 2 hours (in package)	24 hours / 2-8°C	F- Fasting- -no caloric intake for at least 10-12 hrs. R- Random-any time PP- Postprandial Blood should be collected 2 hrs after intake of food.
2.	103	Oral Glucose Tolerance test (OGTT) Plasma glucose- 3 samples	2 ml + Urine to be collected	Sodium Fluoride + Na ₂ EDTA	4 hours	24 hours / 2-8°C	First sample should be collected in fasting condition. 10 to 12 hrs 2 nd sample -1 hour after 82.5g glucose load. 3 rd sample- 2hrs after 82.5g glucose intake.
3.	104	Oral Glucose Tolerance test (GDM) Plasma glucose- 3/4 Samples(depending on glucose load)	2ml + Urine to be collected.	Sodium Fluoride + Na ₂ EDTA	5 hours	24 hours / 2-8°C	First sample should be collected in fasting condition. 10-12 hours 2 nd sample -1 hour after 82.5g glucose load. 3 rd sample- 2hrs after 82.5 g glucose intake. 4 th samples- 3 hrs after glucose. Intake. (if 100g load of anhydrous glucose)

Issue No : 3	Issue Date : 28.01.2021	Amend No : 2	Page 37 of 94
Prepared & Issued by: Quality Manager		Approved by: Management Representative	



**SRI NATHELLA SAMPATHU CHETTY CLINICAL
LABORATORY**
(UNIT OF MEDICAL RESEARCH FOUNDATION)

2021

DIRECTORY OF SERVICES

4.	105	Plasma / Serum Urea/Creatinine	4 ml	Heparin/plain	** 1 hour 2 hours (in package)	24 hours /- 2-8°C	Random
5.	106	Plasma / Serum Cholesterol	4 ml	Heparin/plain	** 2 ½ hours	24 hours / 2-8°C	Fasting/Random
6.	820	Serum Uric acid	4 ml	plain	24 hours	24 hours / 2-8°C	Random
7.	108	Plasma / Serum Sodium and Potassium chloride	4 ml	Heparin/Plain	1 hour	24 hours / 2-8°C	Random
8.	109	Plasma / Serum Sodium, Potasium, Chloride and Bicarbonate	4 ml	Heparin/Plain	1 hour	24 hours / 2-8°C	Random
9.	110	Plasma / Serum Calcium and Phosphorus	4 ml	Heparin/Plain	** 2 ½ hours	24 hours / 2-8°C	Random
10.	845	Serum Iron and Iron Binding Capacity	4 ml	Plain	24 hours	24 hours / 2-8°C	Should not take iron medication for 3 days. Random
11.	113	<u>Plasma/Serum LFT</u> Bilirubin Total/Direct Total Protein & Albumin, ALT, AST, ALP, GGT.	4 ml	Heparin/Plain	** 2 ½ hours 24 hours (regular)	24 hours / 2-8°C	Random
12.	114	Plasma / Serum Bilirubin (Total/Direct)	4 ml	Heparin/Plain	** 2 ½ hours	24 hours /- 2-8°C	Random
13.	115	Plasma / Serum Total Protein and albumin	4 ml	Heparin/Plain	** 2 ½ hours	24 hours / 2-8°C	Random
14.	116	Plasma / Serum Alkaline Phosphatase	4 ml	Heparin/Plain	** 2 ½ hours	24 hours / 2-8°C	Random
15.	117	Plasma / Serum Alanine amino transferase	4 ml	Heparin/Plain	** 2 ½ hours	24 hours / 2-8°C	Random
16.	118	Plasma / Serum Aspartate amino transferase	4 ml	Heparin/Plain	** 2 ½ hours	24 hours / 2-8°C	Random

Issue No : 3	Issue Date : 28.01.2021	Amend No : 2	Page 38 of 94
Prepared & Issued by: Quality Manager		Approved by: Management Representative	



**SRI NATHELLA SAMPATHU CHETTY CLINICAL
LABORATORY**
(UNIT OF MEDICAL RESEARCH FOUNDATION)

2021

DIRECTORY OF SERVICES

17.	123	Lipid profile Plasma / Serum Total Cholesterol HDL cholesterol Triacylglycerol LDL cholesterol	4 ml	Plain/Heparin	** 2 ½ hours 24 hours (regular)	24 hours / 2-8°C	Blood should be collected in fasting condition
18.	124	Plasma / Serum Triacyl Glycerol (TGL)	4 ml	Plain/Heparin	** 2 ½ hours	24 hours / 2-8°C	Blood should be collected in fasting condition
19.	126	Serum Angiotensin converting enzyme (ACE)	4 ml	Plain	24 hours	24 hours / -20 °C	For the FFA undergone patients blood should be collected after 24 hours.
20.	127	Urine Inborn errors of metabolism 3 samples	20ml urine	Urine container with preservative	8 hours	Discarded on the same day	Provide 3 urine containers with pinch of sodium azide. 1 for fasting and 2 for Random sample
21.	128	CSF– sugar, protein and chloride	CSF- 1.0ml	---	8 hours	24 hours/ 2-8 °C	Should be received as early as possible. (Same day)
22.	122	Urine- Homocystinuria screening	50ml urine	Urine container	8 hours	Discarded on the same day.	Urine containers should be provided with pinch of sodium azide. Sample should be collected in fasting condition.
23.	151	HbA1c	2 ml	EDTA	** 2 ½ hours	24 hours /2-8 °C	Blood to be collected in fasting / Random condition
24	152	Micro albumin/UACR	25ml urine (Sterile urine contain er)	Urine container.	8 hours	24 hours /2-8 °C	Early morning Urine to be collected in fasting condition/ Random condition.
25	154	Plasma / Serum Gamma Glutamyl Transferase	4ml	Heparin/Plain	** 2 ½ hours	24 hours /2-8 °C	Random
26	155	HB Variant Study (HPLC)	2ml	EDTA	4 Hours	24 hours /2-8 °C	Random

****Turn around time (TAT) applicable only if marked as urgent in Laboratory Investigation form**

Issue No : 3	Issue Date : 28.01.2021	Amend No : 2	Page 39 of 94
Prepared & Issued by: Quality Manager		Approved by: Management Representative	



TEST MASTER LIST

DEPARTMENT OF SPECIAL BIOCHEMISTRY

S. NO	Code no	Name of the Test	Specimen Required	Anti Coagulant	Reportable intervals (TAT)	Temp./Storage of examined specimen	Information to the patients
1	131	Serum Vitamin A	4 ml Serum	Plain	3 days	-20° C/3 days	Should not take vitamin A tablet, carrot not to be taken in the previous 24 hours. Blood should be collected in fasting condition.
2	138	Plasma Homocysteine (ELISA)	2 ml Plasma	EDTA	5 days	-20° C/ 3 days	Blood should be collected in fasting condition
3	801	Serum Thyroid profile: T3, T4, TSH	4 ml serum	Plain	Before 12.00 pm- same day After 12.00 pm- next day.	-20° C/3 days	Blood should be collected in fasting condition.(10-12 hours fasting) or Random Morning.
4	121	Electrophoresis for protein serum/ urine/CSF	4 ml serum/ 5 ml urine / 1 ml CSF	Plain	2 days	-20° C/ 3 days	Random
5	122	Electrophoresis for Lipoprotein	4 ml Serum	Plain	2 days	-20° C/ 3 days	Fasting condition (10- 12 hours fasting)

Issue No : 3	Issue Date : 28.01.2021	Amend No : 2	Page 40 of 94
Prepared & Issued by: Quality Manager		Approved by: Management Representative	



**SRI NATHELLA SAMPATHU CHETTY CLINICAL
LABORATORY**
(UNIT OF MEDICAL RESEARCH FOUNDATION)

2021

DIRECTORY OF SERVICES

6	125	Blood Pyruvate and Lactate	2 ml whole blood	4ml of 0.6M per chloric acid.	2 days	-20° C/ 3 days	4 hours Fasting is preferred / Random
7	129	Blood Glucose 6 phosphate Dehydrogenase	4 ml whole blood	Heparin/ EDTA	2 days	24 hours /4°C	Random
8	130	Serum Lactate dehydrogenase	4 ml serum	Plain	2 days	24 hours /4°C	Random
9	133	Paper chromatography for Galactose/any sugars	2 ml plasma/ 5ml urine	Fluoride NaF& Na2 EDTA	2 days	-20° C/ 3 days	1. Fasting 2. 2hrs PP Blood and urine to be collected.
10	134	Paper chromatography for Ornithine / amino acids	2ml whole blood/ 5 ml urine	ACD 300 µL	3 days	-20° C/ 3 days	Blood should be collected in fasting condition. (10- 12 hours fasting)
11	137	Serum amylase	4 ml serum	Plain	3 days	-20° C/3 days	Random
12	141	Serum Vitamin E	4 ml serum	Plain	3 days	-20° C/3 days	Fasting/random
13	142	Plasma vitamin C	4 ml plasma	Heparin	2 days	24 hours /4°C	Fasting(10- 12 hours)
14	143	Blood Glutathione	2 ml whole blood	EDTA	3 days	-20° C/3 days	Fasting (10- 12 hours) or Random
15	144	Blood Glutathione Peroxidase	2 ml whole blood	EDTA	3 days	-20° C/3 days	Fasting(10- 12 hours fasting) or Random
16	145	Blood Superoxide dismutase	4 ml whole blood	Heparin	3 days	-20° C/3 days	Fasting (10- 12 hours fasting) or Random
17	146	Blood Thio Barbituric Acid Reactive Substances	2 ml whole blood	EDTA	3 days	-20° C/ 3 days	Fasting(10- 12 hours fasting) or Random

Issue No : 3	Issue Date : 28.01.2021	Amend No : 2	Page 41 of 94
Prepared & Issued by: Quality Manager		Approved by: Management Representative	



**SRI NATHELLA SAMPATHU CHETTY CLINICAL
LABORATORY**
(UNIT OF MEDICAL RESEARCH FOUNDATION)

2021

DIRECTORY OF SERVICES

18	153	Trace elements	4 ml serum	Plain	3 days	24 hours /4°C	Call biochemistry department before the collection
19	112	Serum Ceruloplasmin	4 ml serum	Plain	3 days	3 days /2-8°C	--
20	135	Amino acid profile – plasma	2 ml plasma	ACD (Acid citrate dextrose) 300 µL	7 days	7 days -20°C	Blood should be collected in fasting condition
21	136	Amino acid profile- Urine	5 ml Urine With preservative	----	7 days	7 days / -20°C	Urine container Provided with pinch of sodium azide. sample should be collected in fasting condition. (10- 12 hours fasting)

Issue No : 3	Issue Date : 28.01.2021	Amend No : 2	Page 42 of 94
Prepared & Issued by: Quality Manager		Approved by: Management Representative	



ACCEPTANCE / REJECTION CRITERIA FOR BIOCHEMISTRY

S.No	Specimen rejection criteria	Action to be taken	Corrective action
1	Unlabelled /wrongly labeled samples	If specimen obtained by non invasive procedure (Urine, Sputum or throat swab) – Recollect the sample. If specimen is obtained by invasive procedure like needle aspiration, or if it is body fluids, then process after consulting with the referring physician.	Record the problem in the sample rejection register and document the corrective action taken
2	If sample does not match with the Test Request form	Do not Process. Inform the referring physician and ask for a sample rework	Record the problem in the sample rejection register and document the corrective action taken
3	Improper/broken/ Leaking Specimen container	Do not Process. Inform the referring physician and ask for a sample rework	Record the problem in the sample rejection register and document the corrective action taken
4	Prolonged transport time beyond one hour for all samples	Do not Process. Inform the referring physician and ask for a sample rework	Record the problem in the sample rejection register and document the corrective action taken
5	Specimen unsuitable for the test requested	Do not Process. Inform the referring physician and ask for a sample rework	Record the problem in the sample rejection register and document the corrective action taken
6	Insufficient sample volume	Process as much as possible. Inform the referring physician and ask for a sample rework.	Record the problem in the sample rejection register and document the corrective action taken
7	Specimen collected in inappropriate or wrong vacutainer under inappropriate conditions as required by the tests requested	Do not Process. Inform the referring physician and ask for a sample rework If precious sample process with approval from authorized signatory with comments in report.	Record the problem in the sample rejection register and document the corrective action taken

Issue No : 3	Issue Date : 28.01.2021	Amend No : 2	Page 43 of 94
Prepared & Issued by: Quality Manager		Approved by: Management Representative	



**SRI NATHELLA SAMPATHU CHETTY CLINICAL
LABORATORY**
(UNIT OF MEDICAL RESEARCH FOUNDATION)

2021

DIRECTORY OF SERVICES

8	Sample collected from a patient who had not fulfilled the preparation criteria for test requested	Do not process. Inform the referring physician and ask for a sample rework.	Record the problem in the sample rejection register and document the corrective action taken
9	Contamination of specimen collected Eg: IV line sample collection- blood Urine- contamination with vaginal secretion or fecal matter	Do not process. Inform the referring physician and ask for a sample rework.	Record the problem in the sample rejection register and document the corrective action taken
10	BASED ON HIL INDEX Hemolysed, Icteric and Lipemic samples will be rejected based on the degree of interference documented for the particular analyte.	Do not process. Inform the referring physician and ask for a sample rework. Also follow the below enumerated criteria on need as per case by case basis and tests requested. If precious sample or in special cases with partial hemolysis after approval by authorized signatory sample can be processed with comment in the report.	Record the problem in the sample rejection register and document the corrective action taken

Issue No : 3	Issue Date : 28.01.2021	Amend No : 2	Page 44 of 94
Prepared & Issued by: Quality Manager		Approved by: Management Representative	



Effects of Hemolysis/ Lipemic /icteric interference on Biochemical parameters

Hemolysed samples:	Lipemic samples:	Highly icteric samples:
<p>Hemolysis interference is approximately linearly dependent on the final concentration of free Hb in the specimen.</p> <ul style="list-style-type: none"> • It generates a consistent trend towards overestimation of: <ul style="list-style-type: none"> – ALT & AST – Creatinine – Creatine kinase (CK) – Iron – LDH – Lipase – Magnesium – Phosphorus – Potassium – Urea • It generates a consistent trend towards underestimation of: <ul style="list-style-type: none"> – Albumin – ALP – Chloride & Sodium – GGT – Glucose • Clinically meaningful variations of AST, chloride, LDH, potassium and sodium were observed in specimens with mild hemolysis (free Hb ~60 mg/dL). 	<p>With slight lipemia to marked lipemia:</p> <p>Falsely increased: Direct bilirubin and TIBC</p> <p>Falsely decreased: sodium, chloride and comparatively less effect potassium</p> <p>Unknown sometimes increased or decreased: ALT, AST, Albumin, Calcium, CK, Cholinesterase, BUN, Phosphate, Total Bilirubin</p>	<p>Falsely decreased: >= 6 total protein and Triglyceride and in very rare instances of highly icteric samples cholesterol, creatinine, GGT, Uric acid are also affected.</p> <p>Unknown or increased: Fructosamine is affected in slight to high icteric index only in very high icteric Direct bilirubin and phosphate is affected.</p>

Issue No : 3	Issue Date : 28.01.2021	Amend No : 2	Page 45 of 94
Prepared & Issued by: Quality Manager		Approved by: Management Representative	



**SRI NATHELLA SAMPATHU CHETTY CLINICAL
LABORATORY**
(UNIT OF MEDICAL RESEARCH FOUNDATION)

2021

DIRECTORY OF SERVICES

DEPARTMENT OF
MICROBIOLOGY &
SEROLOGY

Issue No : 3	Issue Date : 28.01.2021	Amend No : 2	Page 46 of 94
Prepared & Issued by: Quality Manager		Approved by: Management Representative	



TEST MASTER LIST

DEPARTMENT OF MICROBIOLOGY

S.No	Test code	Name of Test	Name of clinical specimen	Volume Criteria	Criteria for Acceptance of clinical specimen	Criteria for Rejection of Clinical specimen	Turn around time*	Temperature of Storage
1	401	Grams Stain	Conjunctival Swab	One Swab Stick meant for direct smear	Not applicable	Not applicable	6-8 hours	2-8°C
			Sputum	3-5mL	Freshly collected sputum	Contaminated with saliva	6-8 hours	2-8°C
			Throat Swab	One Swab Stick meant for direct smear	Not applicable	Not applicable	6-8 hours	2-8°C
			Ocular specimens, non ocular specimens and biopsy (as described in page 5)	Not applicable	Not applicable	Not applicable	6-8 hours	2-8°C
2	402	KOH / Calcofluor Stain	Conjunctival Swab	One Swab Stick meant for direct smear	Not applicable	Not applicable	6-8 hours	2-8°C
			Sputum	3-5mL	Freshly collected sputum	Contaminated with saliva	6-8 hours	2-8°C
			Throat Swab	One Swab Stick meant for direct smear	Not applicable	Not applicable	6-8 hours	2-8°C
			Stool	One teaspoonful/5ml	Not applicable	Not applicable	6-8 hours	2-8°C
			Ocular specimens, non ocular specimens and biopsy (as described in page 5)	Not applicable	Not applicable	Not applicable	6-8 hours	2-8°C

Issue No : 3	Issue Date : 28.01.2021	Amend No : 2	Page 47 of 94
Prepared & Issued by: Quality Manager		Approved by: Management Representative	



**SRI NATHELLA SAMPATHU CHETTY CLINICAL
LABORATORY**
(UNIT OF MEDICAL RESEARCH FOUNDATION)

2021

DIRECTORY OF SERVICES

3	403	Giemsa Stain	Conjunctival Swab	One Swab Stick meant for direct smear	Not applicable	Not applicable	6-8 hours	2-8°C
			Throat Swab	One Swab Stick meant for direct smear	Not applicable	Not applicable	6-8 hours	2-8°C
			Ocular specimens, non ocular specimens and biopsy (as described in page 5)	Not applicable	Not applicable	Not applicable	6-8 hours	2-8°C
4	404	AFB Stain	Sputum	3-5ml	Freshly collected sputum	Contaminated with saliva	6-8 hours	2-8°C
			Throat Swab	One Swab Stick for all stains	Not applicable	Not applicable	6-8 hours	2-8°C
			Stool	One teaspoon full /5ml	Not applicable	Not applicable	6-8 hours	2-8°C
			Ocular specimens, non ocular specimens and biopsy (as described in page 5.)	Not applicable	Not applicable	Not applicable	6-8 hours	2-8°C
5	411	Bacterial culture	Conjunctival Swab	One Swab Stick meant for culture	To be collected and transported in HBSS	If collected in a unsterile container	48 – 56 hours	2-8°C
			Sputum	3-5ml	Freshly collected sputum in a sterile container	Contaminated with saliva	48 – 56 hours	2-8°C
			Throat Swab	One Swab Stick meant for culture	To be collected in a sterile container	If collected in a unsterile container	48 – 56 hours	2-8°C
			Stool	One teaspoon full/5ml	To be collected in a sterile container	If collected in a unsterile container	48 – 56 hours	2-8°C

Issue No : 3	Issue Date : 28.01.2021	Amend No : 2	Page 48 of 94
Prepared & Issued by:		Approved by:	
Quality Manager		Management Representative	



**SRI NATHELLA SAMPATHU CHETTY CLINICAL
LABORATORY**
(UNIT OF MEDICAL RESEARCH FOUNDATION)

2021

DIRECTORY OF SERVICES

			Urine	5-10ml	Mid stream urine to be collected in a sterile container	If collected in a unsterile container, if the patient is on antibiotic therapy	48 – 56 hours	2-8°C
			Ocular specimens, non ocular specimens and biopsy (as described in page 5) other than blood	Not applicable	Not applicable	Not applicable	48 – 56 hours	2-8°C
6	412	Fungal culture	Conjunctival Swab	One Swab Stick meant for culture	To be collected in a sterile container	If collected in a unsterile container	12 days	2-8°C
			Sputum	3-5ml for inoculation to all plates	Freshly collected sputum in a sterile container	Contaminated with saliva	12 days	2-8°C
			Throat Swab	One Swab Stick meant for culture	To be collected in a sterile container	If collected in a unsterile container	12 days	2-8°C
			Ocular specimens, non ocular specimens and biopsy (as described in page 5) other than blood	Not applicable	Not applicable	Not applicable	12 days	2-8°C
7	414	Acanthamoeba culture	Corneal scraping, Corneal biopsy, Contact lens solution, Contact lens	Not applicable	Not applicable	Not applicable	10 days	2-8°C

Issue No : 3	Issue Date : 28.01.2021	Amend No : 2	Page 49 of 94
Prepared & Issued by: Quality Manager		Approved by: Management Representative	



Ocular specimens: Conjunctival swab, Conjunctival scraping, Corneal scraping, Corneal button, Aqueous aspirate, Vitreous aspirate, Lens aspirate, Infected Suture, Infected buckle, Donor corneal rim (DCR), Iris tissue, Intra ocular lens (IOL), Contact lens, Capsular bag, Eviscerated material, Canalicular pus and orbital pus and any other ocular biopsy tissue, Sub retinal mass, and Scleral nodule, Lasik flap and Orbital biopsy.

Non-ocular and other clinical specimens: Throat swab, Sputum, Pus, Urine, Cerebro spinal fluid (CSF), Biopsy*, Nail clippings, Hair, Scrapings from genital lesions, Amniotic fluid, Bronchial wash, Ascitic fluid, Pleural fluid, Bronchoalveolar Lavage, Tracheal aspirate, Nasopharyngeal aspirate, Vesicle fluid, Synovial fluid, CAPD, Skin scraping, Gastric washing.

***Biopsy** – Bone marrow, Bone, Lymph node, Fine needle aspiration biopsy, FNAB, Sub retinal mass ,Abscess fluid, Gastric biopsy, Lung biopsy, Liver biopsy, Brain biopsy, Ileo caecal biopsy, Granuloma, Endometrial biopsy, Skin nodule or any other biopsy specimens.

Issue No : 3	Issue Date : 28.01.2021	Amend No : 2	Page 50 of 94
Prepared & Issued by: Quality Manager		Approved by: Management Representative	



TEST MASTER LIST

DEPARTMENT OF SEROLOGY

S.No	Test code	Name of Test	Sample to be collected (Vacutainer)	Volume Criteria ^a	Criteria for Acceptance of serum/plasma	Criteria for Rejection of serum/plasma	Turn around time*	Temperature of Storage
1.	202	Non Treponemal (RPR) and treponemal (TPHA) antibodies	Plain blood/ EDTA, Heparinized/ citrated Blood	2-4 ml	Free from RBCs, and of required volume	Grossly Haemolysed/ contaminated/lipemic	2-3 days #	2-8°C
2.	203	Rheumatoid arthritis (RA) Factor (Nephelometry)	Plain blood	2-4 ml	Free from RBCs and of required volume	Grossly Haemolysed/ contaminated/lipemic	2-3 days #	2-8°C
3.	218	C - Reactive protein (CRP) (Nephelometry)	Plain blood	2-4 ml	Free from RBCs and of required volume	Grossly Haemolysed/ contaminated/lipemic	2-3 days#	2-8°C
4.	204	Brucella Agglutination Test	Plain blood	2-4 ml	Free from RBCs and of required volume	Grossly Haemolysed/ contaminated/lipemic	2-3 days # @	2-8°C
5.	317	HBs Ag, Antibodies to HCV, Non Treponemal (RPR) and Treponemal (TPHA) antibodies	Plain blood/ EDTA, Heparinized/ Citrated Blood	2-4 ml	Free from RBCs and of required volume	Grossly Haemolysed/ contaminated/lipemic	24-36hours\$	2-8°C

Issue No : 3	Issue Date : 28.01.2021	Amend No : 2	Page 51 of 94
Prepared & Issued by: Quality Manager		Approved by: Management Representative	



**SRI NATHELLA SAMPATHU CHETTY CLINICAL
LABORATORY**

(UNIT OF MEDICAL RESEARCH FOUNDATION)

2021

DIRECTORY OF SERVICES

6.	220	Antibodies to HIV 1 and HIV 2 and HIV-1 p24 antigen (Screening and ELISA)	Plain blood/ EDTA, Heparinized/ citrated Blood	2-4 ml	Free from RBCs and of required volume	Grossly Haemolysed/ contaminated/lipemic	24-36 hours ^{\$}	2-8°C
7.	221	Western Blot for antibodies to HIV 1 and HIV 2	Plain blood/ EDTA, Heparinized/ citrated Blood	2-4 ml	Free from RBCs and of required volume	Grossly Haemolysed/ contaminated/lipemic	Three months or three samples positive for HIV1 or HIV2 Abs	2-8°C
8.	222	Hepatitis B surface antigen (HBsAg) (Screening and ELISA)	Plain blood/ EDTA, Heparinized/ citrated Blood	2-4 ml	Free from RBCs and of required volume	Grossly Haemolysed/ contaminated/lipemic	24-36 hours ^{\$}	2-8°C
9.	260	Antibodies to HBsAg	Plain blood/ EDTA, Heparinized/ Citrated Blood	2-4 ml	Free from RBCs and of required volume	Grossly Haemolysed/ contaminated/lipemic	3 days or two samples which ever is earlier	2-8°C
10.	223.	Antibodies to Hepatitis C virus (HCV) (Screening and ELISA)	Plain blood/ EDTA, Heparinized/ citrated Blood	2-4 ml	Free from RBCs and of required volume	Grossly Haemolysed/ contaminated/lipemic	24-36hours ^{\$}	2-8°C
11.	206	Anti nuclear antibody (Fluorescent and ELISA)	Plain blood	2-4 ml	Free from RBCs and of required volume	Grossly Haemolysed/ contaminated/lipemic	2-3 days #	2-8°C

Issue No : 3	Issue Date : 28.01.2021	Amend No : 2	Page 52 of 94
Prepared & Issued by: Quality Manager		Approved by: Management Representative	



**SRI NATHELLA SAMPATHU CHETTY CLINICAL
LABORATORY**

(UNIT OF MEDICAL RESEARCH FOUNDATION)

2021

DIRECTORY OF SERVICES

12.	234	IgG antibodies to cANCA (Proteinase3)	Plain blood/ EDTA, Heparinized/ Citrated plasma	2-4 ml	Free from RBCs and of required volume	Grossly Haemolysed/ contaminated/lipemic	2-3 days [#]	2-8°C
13.	235	IgG antibodies to pANCA (Myeloperoxidase)	Plain blood/ EDTA/ Heparin/ Citrated plasma	2-4ml	Free from RBCs and of required volume	Grossly Haemolysed/ contaminated/lipemic	2-3 days [#]	2-8°C
14.	233	Antibodies to Aquaporin 4 (NMO – IgG) - ELISA	Plain blood/ EDTA, Heparinized/ Citrated Blood	2-4 ml	Plain blood to be separated and transported in ice	Grossly Haemolysed/ contaminated/lipemic	3 days or two samples which ever is earlier	-20°C

Issue No : 3	Issue Date : 28.01.2021	Amend No : 2	Page 53 of 94
Prepared & Issued by: Quality Manager		Approved by: Management Representative	



TEST MASTER LIST

DEPARTMENT OF MICROBIOLOGY AND SEROLOGY LABORATORY (NOT UNDER NABL SCOPE)

S. No	Test code	Name of Test	Sample to be collected (Vacutainer)	Volume Criteria ^a	Criteria for Acceptance of serum/plasma	Criteria for Rejection of serum/plasma	Turn around time*	Temperature of Storage
1	205	Widal Test	Plain blood	2-4 ml	Free from RBCs and of required volume	Grossly Haemolysed/contaminated/lipemic	24-30 hours	2-8°C
2	217	Anti streptolysin O (ASO) (Latex)	Plain blood	2-4 ml	Free from RBCs and of required volume	Grossly Haemolysed/contaminated/lipemic	2-3 days[#]	2-8°C
3	453	HLA B27	EDTA blood	2- 3 ml	Not applicable	Not applicable	2-3 days[#]	2-8°C
4	219	Serum Lysozyme assay	Plain blood	2-4ml	Free from RBCs and of required volume	Grossly Haemolysed/contaminated/lipemic	2-3 days[#]	2-8°C
5	233	Antibodies to Aquaporin 4 (NMO – IgG) - ELISA	CSF	Not applicable	Transportation at 2 – 4°C	Not applicable	2 – 4 days or five samples which ever is earlier	2-8°C
6	233A	Antibodies to Myelin oligodendrocyte glycoprotein (MOG)	Plain blood/ EDTA, Heparinized/ Citrated Blood	2-4 mL	Free from RBCs and of required volume Transportation at 2–4°C	Grossly Haemolysed/ Contaminated /lipemic	3 – 4 days or five samples which ever is earlier	-20°C
7	430	pp65 antigen assay for CMV (IF technique)	EDTA blood	2-3 ml	Not applicable	Not applicable	24- 36 hours	-20°C

Issue No : 3	Issue Date : 28.01.2021	Amend No : 2	Page 54 of 94
Prepared & Issued by: Quality Manager		Approved by: Management Representative	



**SRI NATHELLA SAMPATHU CHETTY CLINICAL
LABORATORY**
(UNIT OF MEDICAL RESEARCH FOUNDATION)

2021

DIRECTORY OF SERVICES

8	458	Bacterial culture- Blood culture by BACTEC (Fungi, Aerobic and Anaerobic bacteria)	Blood	10 ml for adults 5 ml for children below 5 yrs	Collected and inoculated immediately aseptically	Collected in a vacutainer with or without anticoagulant	14 days	Not applicabl e
9	415	Mycobacterial culture (Micro MIGIT Method)	Sputum	3-5ml	Freshly collected in a sterile container	Contaminated with saliva	42 days	2-8°C
			Ocular specimens, non ocular specimens and biopsy (as described in page 5) other than blood	Not applicable	Collected in a sterile container	Not collected in a sterile container, leaky container	42 days	2-8°C
10	456	Antibiotic (First line drugs-SIREP) sensitivity for <i>Mycobacterium tuberculosis</i> (BACTEC method)	Isolate of <i>Mycobacteriu m tuberculosis</i>	Not applicable	Not applicable	Not applicable	15 days	22- 26°C
11	431	Rubella virus isolation	Amniotic fluid/ whole blood in a plain vacutainer	1-2 ml	Not applicable	Not applicable	10 days	2-8°C

Issue No : 3	Issue Date : 28.01.2021	Amend No : 2	Page 55 of 94
Prepared & Issued by: Quality Manager		Approved by: Management Representative	



**SRI NATHELLA SAMPATHU CHETTY CLINICAL
LABORATORY**
(UNIT OF MEDICAL RESEARCH FOUNDATION)

2021

DIRECTORY OF SERVICES

12	416	HSV isolation	Conjunctival Swab	One Swab Stick	To be collected in MEM/HBSS	Unsterile container/leaking container	10 days	4°C
			Throat Swab	One Swab Stick	To be collected in MEM/HBSS	Unsterile container/leaking container	10 days	4°C
			Corneal button	Not applicable	Sterile container/leak proof container	Unsterile container/leaking container	10 days	2-8°C
			Skin scraping	Not applicable	To be collected in MEM/HBSS	Unsterile container/leaking container	10 days	4°C
13	419	Adenovirus Isolation	Conjunctival Swab	One Swab Stick	To be collected in MEM/HBSS	Unsterile container/leaking container	10 days	4°C
			Throat Swab	One Swab Stick	To be collected in MEM/HBSS	Unsterile container/leaking container	10 days	4°C
			Nasopharyngeal aspirate	1-2ml	Collected in a sterile container and transported in ice within 1-2 hours	Collected in a unsterile container and transported after 2 hours of collection	10 days	2-8°C

Issue No : 3	Issue Date : 28.01.2021	Amend No : 2	Page 56 of 94
Prepared & Issued by: Quality Manager		Approved by: Management Representative	



**SRI NATHELLA SAMPATHU CHETTY CLINICAL
LABORATORY**
(UNIT OF MEDICAL RESEARCH FOUNDATION)

2021

DIRECTORY OF SERVICES

14	413	<i>Chlamydia trachomatis</i> culture (CT)	Conjunctival Swab	One Swab Stick	To be collected in MEM/HBSS without antibiotics	If transported the swab at room temperature and If collected in MEM containing antibiotics	10 days	2-8°C
			Corneal scraping, Conjunctival scraping, genital swab	Not applicable	To be collected in MEM/HBSS without antibiotics	If transported the swab at room temperature and If collected in MEM containing antibiotics	10 days	2-8°C
			Nasopharyngeal aspirate	1-2ml	Collected in a sterile container and transported in ice with in 1-2 hours	Collected in un sterile container and transported after 2 hours of collection	10 days	2-8°C
15	207	Antibodies to <i>Toxoplasma gondii</i> (IgG and IgM)	Plain blood/ EDTA/ Heparin/ Citrated plasma	2-4ml	Free from RBCs and of required volume	Grossly Haemolysed/ contaminated / lipemic	2-3 days#	2-8°C
16	210	Antibodies to Rubella virus (IgG and IgM)	Plain blood	2-4 ml	Free from RBCs and of required volume	Grossly Haemolysed/ contaminated / lipemic	2-3 days#	2-8°C

Issue No : 3	Issue Date : 28.01.2021	Amend No : 2	Page 57 of 94
Prepared & Issued by: Quality Manager		Approved by: Management Representative	



**SRI NATHELLA SAMPATHU CHETTY CLINICAL
LABORATORY**
(UNIT OF MEDICAL RESEARCH FOUNDATION)

2021

DIRECTORY OF SERVICES

17	211	Antibodies to CMV (IgG and IgM)	Plain blood	2-4 ml	Free from RBCs and of required volume	Grossly Haemolysed/ contaminated/ lipemic	2-3 days#	2-8°C
18	212	Antibodies to HSV (IgG and IgM)	Plain blood	2-4 ml	Free from RBCs and of required volume	Grossly Haemolysed/ contaminated/ lipemic	2-3 days#	2-8°C
19	213	Antibodies to EBV-viral capsid antigen (VCA) (IgG and IgM)	Plain blood	2-4 ml	Free from RBCs and of required volume	Grossly Haemolysed/ contaminated/ lipemic	2-3 days#	2-8°C
20	263	QuantiFERON – TB test Platinum IGRA test	Blood – Use only BD vacutainer heparin tubes provided with the kit.	2 ml	Collected in only BD vacutainer heparin tubes provided with the kit	Collected in ordinary anticoagulated vacutainer	After 8 samples are collected . Report will be generated within 10-15 days	22-26°C
21	420	PCR for <i>Mycobacterium tuberculosis</i> (<i>M. tb</i>)	EDTA blood	2-3 ml	Not applicable	Not applicable	24- 36 hours	-20°C
			Ocular specimens, non ocular specimens and biopsy (as described in page 5) other than blood	Not applicable	Collected in a sterile container	Not collected in a sterile container, leaky container	42 days	-20°C

Issue No : 3	Issue Date : 28.01.2021	Amend No : 2	Page 58 of 94
Prepared & Issued by: Quality Manager		Approved by: Management Representative	



**SRI NATHELLA SAMPATHU CHETTY CLINICAL
LABORATORY**
(UNIT OF MEDICAL RESEARCH FOUNDATION)

2021

DIRECTORY OF SERVICES

22	421	PCR for <i>Cytomegalo virus</i> (CMV)	EDTA blood	2-3 ml	Not applicable	Not applicable	24- 36 hours	-20°C
23	422	PCR for Herpes Simplex Virus (HSV)	EDTA blood/ CSF	2-3 ml	Not applicable	Not applicable	24- 36 hours	-20°C
24	423	PCR for Varicella Zoster Virus (VZV)	EDTA blood	2-3 ml	Not applicable	Not applicable	24- 36 hours	-20°C
25	424	PCR for <i>Adeno Virus</i>	EDTA blood	2-3 ml	Not applicable	Not applicable	24- 36 hours	-20°C
26	425	PCR for <i>Chlamydia trachomatis</i>	EDTA blood	2-3 ml	Not applicable	Not applicable	24- 36 hours	-20°C
27	451	PCR for <i>Chlamydothila pneumoniae</i>	EDTA blood	2-3 ml	Not applicable	Not applicable	24- 36 hours	-20°C
28	426	PCR for Eubacterial genome	Ac tap, Vitreous aspirate	0.05-0.1ml 0.05-0.3ml	Collected in a sterile container	Not collected in a sterile container, leaky container	24- 36 hours	-20°C
29	427	PCR for Pan fungal genome	Ac tap, Vitreous aspirate	0.05-0.1ml 0.05-0.3ml	Collected in a sterile container	Not collected in a sterile container, leaky container	24- 36 hours	-20°C
30	428	PCR for <i>Propionibacterium acnes</i>	Ac tap/ Vitreous aspirate	0.05-0.1ml 0.05-0.3ml	Collected in a sterile container	Not collected in a sterile container, leaky container	24- 36 hours	-20°C
31	429	PCR for <i>Toxoplasma gondii</i>	EDTA blood/ Ac tap / Vitreous aspirate/ CSF	2-3 ml 0.05-0.1ml 0.05-0.3ml 0.5-1ml	Collected in a sterile container	Not collected in a sterile container, leaky container	24- 36 hours	-20°C

Issue No : 3	Issue Date : 28.01.2021	Amend No : 2	Page 59 of 94
Prepared & Issued by: Quality Manager		Approved by: Management Representative	



**SRI NATHELLA SAMPATHU CHETTY CLINICAL
LABORATORY**
(UNIT OF MEDICAL RESEARCH FOUNDATION)

2021

DIRECTORY OF SERVICES

32	452	RT - PCR for <i>Rubella Virus</i>	Blood /DEPC treated vial	2-3 ml	DEPC treated vial	Anticoagulated sample and containers without DEPC	24- 36 hours	-20°C
33	459	Real-time PCR for HIV-1	EDTA blood or plain blood/ DEPC treated vial	2-3ml	DEPC treated vial	Sample and containers without DEPC treatment	24- 36 hours	-20°C
34	460	Real Time - PCR for Chickungunya virus	Blood /DEPC treated vial	2-3 ml	DEPC treated vial	Container s without DEPC treatment	24- 36 hours	-20°C
35	461	Real-time PCR for CMV	EDTA blood	2-3 ml	Not applicable	Blood collected in unsterile / leaking vial	24- 36 hours	-20°C
36	462	Real-time PCR for HSV	EDTA blood	2-3 ml	Not applicable	Blood collected in unsterile / leaking vial	24- 36 hours	-20°C
37	463	Real-time PCR for <i>M.tuberculosis</i>	EDTA blood/Ac tap/Vitreous aspirate	2-3 ml / 100-200ul	Not applicable	Blood collected in unsterile / leaking vial	24- 36 hours	-20°C
38	464	Real-time PCR for Hepatitis B Virus	EDTA blood	2-3 ml	Not applicable	Not applicable	24- 36 hours	-20°C
39	465	Real time PCR for Hepatitis C virus	EDTA blood/DEPC treated vial	2-3 ml	Not applicable	Not applicable	24- 36 hours	-20°C

Issue No : 3	Issue Date : 28.01.2021	Amend No : 2	Page 60 of 94
Prepared & Issued by: Quality Manager		Approved by: Management Representative	



**SRI NATHELLA SAMPATHU CHETTY CLINICAL
LABORATORY**
(UNIT OF MEDICAL RESEARCH FOUNDATION)

2021

DIRECTORY OF SERVICES

40	473	PCR for <i>Leptospira interrogans</i>	EDTA blood/ Ac tap/ Vitreous aspirate	2-3 ml 0.05-0.1ml 0.05-0.3ml	Collected in a sterile container	Not collected in a sterile container, leaky container	24- 36 hours	-20°C
41	474	PCR for <i>Salmonella typhi</i>	EDTA blood	2-3ml	Collected in a sterile container	Not collected in a sterile container, leaky container	24- 36 hours	-20°C
42	486	PCR for <i>Pneumocystis jirovecii</i>	Broncho alveolar lavage / Respiratory secretions	2-3 ml	Collected in a sterile container	Not collected in a sterile container, leaky container	24- 36 hours	-20°C
43	467	PCR based DNA Sequencing	Any unidentifiable bacterial/fung al isolate for the identification of species level	Not applicable	Collected in a sterile container	Not collected in a sterile container, leaky container	24- 36 hours	-20°C
44	471	PCR for <i>M.fortuitum</i>	EDTA blood	2-3 ml	Not applicable	Not applicable	24- 36 hours	-20°C
			Ocular specimens, non ocular specimens and biopsy (as described in page 5) other than blood	Not applicable	Collected in a sterile container	Not collected in a sterile container, leaky container	42 days	-20°C

Issue No : 3	Issue Date : 28.01.2021	Amend No : 2	Page 61 of 94
Prepared & Issued by: Quality Manager		Approved by: Management Representative	



**SRI NATHELLA SAMPATHU CHETTY CLINICAL
LABORATORY**
(UNIT OF MEDICAL RESEARCH FOUNDATION)

2021

DIRECTORY OF SERVICES

45	472	PCR for <i>M.chelonae</i>	EDTA blood	2-3 ml	Not applicable	Not applicable	24- 36 hours	-20°C
			Ocular specimens, non ocular specimens and biopsy (as described in page 5) other than blood	Not applicable	Collected in a sterile container	Not collected in a sterile container, leaky container	42 days	-20°C
46	487	Reverse transcriptase PCR for <i>M.tb</i>	EDTA blood/Ac tap/Vitreous aspirate	2-3 ml / 100-200ul	Not applicable	Blood collected in unsterile / leaking vial	24- 36 hours	-20°C


*: Time taken from the receipt of specimen(s) in the Microbiology and Serology department to the time, soft copy of the reports will be available in the HMS format of the department

: Serology days: Tuesday/Thursday/Saturday: Samples received in the Microbiology department till 10.00am on the day of testing will be included and the report will be generated by 5.30 pm on the day of testing.

@: Antibodies to *Brucella* is tested by tube agglutination test and the report will be ready by 11.00am, of the next working day (i.e. Wednesday/Friday/Monday)

a: volume of blood for patients ≤ 1 yr is 1.0-1.5ml

Issue No : 3	Issue Date : 28.01.2021	Amend No : 2	Page 62 of 94
Prepared & Issued by: Quality Manager		Approved by: Management Representative	

	SRI NATHELLA SAMPATHU CHETTY CLINICAL LABORATORY (UNIT OF MEDICAL RESEARCH FOUNDATION)	<h1>2021</h1>
	DIRECTORY OF SERVICES	

**ACCEPTANCE / REJECTION CRITERIA FOR RECEIVING SPECIMEN
AT SNSC LAB – MICROBIOLOGY AND SEROLOGY**

	Acceptance Criteria	Rejection Criteria
1.	Microbiology Collections: Proper Collection and Transportation	1. Swabs submitted for culture not identified its source 2. Improper transport: a. Urine specimens for culture left at room temperature for more than two hours or refrigerated for more than 24 hours. b. Anaerobic cultures not transported in an anaerobic environment.
2.	All clinical specimen collected in sterile container for microbiology tests	Culture specimen received in unsterile containers/non-laboratory containers as evidenced by contamination of containers, leaking containers and containers with foreign material.
3.	Clinical specimen transported in appropriate transport medium for tests requested.	Samples which are not sufficient / Single swab submitted for multiple requests (for eg. direct smear study and culture for aerobic and anaerobic bacteria fungus and <i>Mycobacterium tuberculosis</i> . isolation of viruses etc)
4.	Samples collected before initiation of antibiotic therapy.	Samples collected after initiation of antibiotic therapy.
5.	Mid stream urine samples for pyogenic bacterial culture collected with aseptic precautions and transported within half an hour to laboratory	Urine samples (for pyogenic bacterial culture) collected immediately after performing fundus fluorescence angiogram. Twenty four-hour specimen collections for pyogenic urine culture
6.	Sputum sample should be examined by Grams stain and score of leucocytes and squamous epithelial cells to be determined as in procedure N of manual. The sample grouped under 4,5,6 grade is accepted for testing.	Sputum sample should be examined by Grams stain and score of leucocytes and squamous epithelial cells to be determined as in procedure N of manual. The sample grouped under 1,2,3 grade is not accepted for testing.

Note: If the specimens are sent for both Microbiological as well as Histopathological investigation, the specimen would be received in unfixed condition and half of the specimen should be sent to Histopathology lab from Microbiology laboratory.

Issue No : 3	Issue Date : 28.01.2021	Amend No : 2	Page 63 of 94
Prepared & Issued by:		Approved by:	
Quality Manager		Management Representative	



**SRI NATHELLA SAMPATHU CHETTY CLINICAL
LABORATORY**
(UNIT OF MEDICAL RESEARCH FOUNDATION)

2021

DIRECTORY OF SERVICES

	Acceptance Criteria	Rejection Criteria
	Serum samples that are clear without lysis or lipemic	Serum samples that are lysed, serum that look lipemic and turbid with bacterial growth.
	Serum sample sufficient for test requested	Serum sample insufficient for test requested
	Primary /Secondary sample as given in table 1 for respective tests.	Primary /Secondary sample not as given in table 1 for respective tests.

Issue No : 3	Issue Date : 28.01.2021	Amend No : 2	Page 64 of 94
Prepared & Issued by: Quality Manager		Approved by: Management Representative	



**SRI NATHELLA SAMPATHU CHETTY CLINICAL
LABORATORY**
(UNIT OF MEDICAL RESEARCH FOUNDATION)

2021

DIRECTORY OF SERVICES

DEPARTMENT OF
HISTOPATHOLOGY &
CYTOPATHOLOGY

Issue No : 3	Issue Date : 28.01.2021	Amend No : 2	Page 65 of 94
Prepared & Issued by: Quality Manager		Approved by: Management Representative	



TEST MASTER LIST

DEPARTMENT OF HISTOPATHOLOGY

Code No	Specimen	Turn around time	Fixative Used/Acceptance Criteria
501A	Eyeball	4 Days	10%Neutral buffered formalin
502A	Exenterated specimen	4 Days	10%Neutral buffered formalin
503A	Eviscerated specimen	4 Days	10%Neutral buffered formalin
504A	Corneal button	4 Days	10%Neutral buffered formalin
505A	Epiretinal membrane	4 Days	10% Neutral buffered formalin
506A	Sub retinal membrane	4 Days	10%Neutral buffered formalin
507A	Biopsy-lid	4 Days	10% Neutral buffered formalin
508A	Biopsy -Conjunctiva	4 Days	10% Neutral buffered formalin
509A	Biopsy -Cornea	4 Days	10%Neutral buffered formalin
510A	Biopsy- Orbit	4 Days	10%Neutral buffered formalin
511A	Iris tissue	4 Days	10%Neutral buffered formalin
550	Others-Tissue and cell block of fluids	4 Days	10%Neutral buffered formalin
501B-511B	Frozen section	30 Minutes	Fresh unfixed tissue
524-	Amyloid stain	1 Day	Paraffin block/Paraffin sections
525	Mucin stain	1 Day	Paraffin block/ Paraffin sections
526	Collagen stain	1 Day	Paraffin block/ Paraffin sections
528	GMS stain	1 Day	Paraffin block/ Paraffin sections
529	Gram stain	1 Day	Paraffin block /Paraffin sections
530	Calcium stain	1 Day	Paraffin block/ Paraffin sections
531	AFB stain	1 Day	Paraffin block/ Paraffin sections

Issue No : 3	Issue Date : 28.01.2021	Amend No : 2	Page 66 of 94
Prepared & Issued by: Quality Manager		Approved by: Management Representative	



532	Oil O'red stain	1 Day	Frozen section
533	Perls stain	1 Day	Paraffin block/ Paraffin sections
537	Small sized specimen (3mm-5mm)	4 Days	10%Neutral buffered formalin
538	Medium Sized specimens (10mm)	4 Days	10%Neutral buffered formalin
539	Large sized specimens (>20mm)	4 Days	10%Neutral buffered formalin

TEST MASTER LIST

DEPARTMENT OF CYTOPATHOLOGY

Code No	Specimen	Turn around time	Fixative Used/Acceptance Criteria
512	Aqueous aspirate	1 Day	Unfixed sample sent in cool pack /smears
513	Vitreous aspirate	1 Day	Unfixed sample sent in cool pack /smears
514	Sub retinal fluid	1 Day	Unfixed sample sent in cool pack /smears
515	Smear cytology-lid	1 Day	Unfixed sample sent in cool pack /smears
516	Smear cytology-Conjunctiva	1 Day	Unfixed sample sent in cool pack /smears
517	Smear cytology-cornea	1 Day	Unfixed sample sent in cool pack /smears
	IOL Cytology	1 Day	70%or 95% Alcohol
519	FNAC	1 Day	Unfixed sample sent in cool pack /smears
524-	Amyloid stain	1 Day	Unfixed sample sent in cool pack /smears
525	Mucin stain	1 Day	Unfixed sample sent in cool pack /smears
526	Collagen stain	1 Day	Unfixed sample sent in cool pack /smears
528	GMS stain	1 Day	Unfixed sample sent in cool pack /smears
529	Gram stain	1 Day	Unfixed sample sent in cool pack /smears
530	Calcium stain	1 Day	Unfixed sample sent in cool pack /smears
531	AFB stain	1 Day	Unfixed sample sent in cool pack /smears
532	Oil O'red stain	1 Day	Unfixed sample sent in cool pack /smears
533	Perls stain	1 Day	Unfixed sample sent in cool pack /smears
575	Bone marrow Aspirate	1 Day	Smears

Issue No : 3	Issue Date : 28.01.2021	Amend No : 2	Page 67 of 94
Prepared & Issued by: Quality Manager		Approved by: Management Representative	



TEST MASTER LIST

DEPARTMENT OF HISTOPATHOLOGY & CYTOPATHOLOGY

Tests (Specimens from External patients) not under scope of NABL

Code No	Specimen	Turn around time	Fixative Used/Acceptance Criteria
520	Immunohistochemistry (Markers- Ki67, Adipophilin)	4 Days	10%Neutral buffered formalin
537	Small sized-Skin biopsies, Lymph Node biopsy, Any other tissue measuring 3mm- 5mm	4 Days	10%Neutral buffered formalin
538	Medium sized Skin biopsies, Lymph Node biopsy, Any other tissue measuring 10mm	4 Days	10%Neutral buffered formalin
539	Large sized Skin biopsies, Lymph Node biopsy, Any other tissue measuring >20mm	4 Days	10%Neutral buffered formalin
522	Aspirates-vireous, aqueous, CSF, Pleural fluid, Bronchial alveolar lavage and any other body fluids	1 Day	Unfixed sample sent in cool pack /smears
524-536	All special stains	1 Day	Paraffin block, Unfixed sample sent in cool pack /smears
537B-539B	Frozen section	30 Minutes	Unfixed sample sent in cool pack
L498	PCR sequencing for MYD88 L265P mutation *	4 Days	Unfixed sample sent in cool pack

Specimens for histopathology and cytopathology including the impression cytology smears are collected by the surgeons at operation theater/out patient department are directly received in person or by mail at SNSC lab-Histopathology 3rd floor New Building (KNBIRVO block)

Issue No : 3	Issue Date : 28.01.2021	Amend No : 2	Page 68 of 94
Prepared & Issued by: Quality Manager		Approved by: Management Representative	




**Instructions to Surgeons/Asst. Surgeons/OT staff for sending specimens to
Histopathology**

Size of container	Volume of Formalin to be added		Frozen section	Cytology (aspirates / fluids)	Labels on Bottle	Mandatory Information In Requisition form
1.Small sized specimen	BHIB bottles	5-10 ml	Formalin Not Required	1. No Fixative	Required	1 .Name of the patient 2. Age/gender 3. MRD No. 4. The type of specimen sent OD/OS 5. Date and Time of collection of sample 6. Surgeon's name 7. Adequate clinical summary with clinical diagnosis
2.Medium sized specimen	Wide mouthed Container (50-100 ml capacity)	20-50-ml		2. To be sent immediately (if delayed, sample must be sent with cool pack)		
3. Large sized specimens	Wide mouthed Container (100 - 200 ml capacity)	150-200 ml				

NOTE: *If the same sample required for Microbiology and Histopathology Investigations Send the sample in sterile container without formalin first to Microbiology along with histopathology requisition form and Information about sending specimen to histopathology.*

Issue No : 3	Issue Date : 28.01.2021	Amend No : 2	Page 69 of 94
Prepared & Issued by: Quality Manager		Approved by: Management Representative	

	SRI NATHELLA SAMPATHU CHETTY CLINICAL LABORATORY (UNIT OF MEDICAL RESEARCH FOUNDATION)	<h1>2021</h1>
	DIRECTORY OF SERVICES	

MAILING OF SPECIMENS:

The specimen collected should be placed in suitable sized containers (preferably plastic container), with adequate fixative. The lid of the container should be sealed with help of adhesive tape (preferable plaster) to prevent leaking of the fixative.

To avoid leakage, fixed tissue can be wrapped in gauze soaked in 10 % Neutral buffered formalin.

The container should bear the label with details like Name, Age/sex of the patient, specimen, written legibly in a permanent marker.

PRESERVATION OF THE SPECIMEN

- a. Cornea - 5 to 10 ml
- b. Eyeball - 150 to 200 ml
- c. Exenterated specimen - 500 ml
- d. Other biopsy material - according to the size of the specimen

Issue No : 3	Issue Date : 28.01.2021	Amend No : 2	Page 70 of 94
Prepared & Issued by:		Approved by:	
Quality Manager		Management Representative	



**SRI NATHELLA SAMPATHU CHETTY CLINICAL
LABORATORY**
(UNIT OF MEDICAL RESEARCH FOUNDATION)

2021

DIRECTORY OF SERVICES

The specimen should be mailed to Sri Nathella Sampathu Chetty Clinical Laboratory – Histopathology Laboratory, 3rd Floor, New Building, No:41, College Road, Nungambakkam, Chennai-600 006 with proper requisition from the surgeon providing the required details mentioned above along with the address for communication and E-mail/ telephone no. /Fax.

The charges intimated should be sent as Demand Draft/Cheque/NEFT payable to Medical Research Foundation.

Tissue should be preserved immediately in the proper fixative in a suitable sized container as drying of the tissue causes artifacts.

For routine surgical specimens 10% neutral buffered formalin is used, 70 Or 95% alcohol for IOL's,

Approximate volume of the fixative required for different kinds of specimens are

Issue No : 3	Issue Date : 28.01.2021	Amend No : 2	Page 71 of 94
Prepared & Issued by: Quality Manager		Approved by: Management Representative	



ACCEPTANCE AND REJECTION CRITERIA

S. No.	Acceptance Criteria	Rejection Criteria
1.	Sample fixed in Formalin will be accepted	Totally dried up specimen without fixative over 24hrs of collection will be rejected .
2.	Paraffin block, stained sections/smears will be accepted.	No clinical information will be rejected
3.	Unstained sections / Smears will be accepted	Sample less than 1 mm will be rejected

Note: If the specimens are sent for both microbiological as well as histopathological investigation, the specimen would be received in unfixed condition.

ORDERING FROZEN SECTION:

Frozen section is usually done in the case of adenexal tumors. Histopathology lab shall be informed about the details of the surgery and the patient including information about the special precautions at least 6 hours prior to surgery for frozen section to keep the cryostat machine ready. A report of such study shall be made ready with in 30 to 40 minutes

Specimens sent for frozen sections should be unfixed. If the samples are sent from JKCN OT /other places, **ensure that the specimens are sent in cool pack** to prevent drying with requisition form with relevant details mentioned above.

Issue No : 3	Issue Date : 28.01.2021	Amend No : 2	Page 72 of 94
Prepared & Issued by: Quality Manager		Approved by: Management Representative	



**SRI NATHELLA SAMPATHU CHETTY CLINICAL
LABORATORY**
(UNIT OF MEDICAL RESEARCH FOUNDATION)

2021

DIRECTORY OF SERVICES

DEPARTMENT OF

CYTOGENETICS

Issue No : 3	Issue Date : 28.01.2021	Amend No : 2	Page 73 of 94
Prepared & Issued by: Quality Manager		Approved by: Management Representative	



TEST MASTER LIST

DEPARTMENT OF GENETICS & MOLECULAR BIOLOGY (NOT UNDER NABL SCOPE)

S No.	Code No.	Name of the test	Specimen required	Anticoagulant (Vacutainer tubes)	Storage / Temperature
1	701	Chromosomal Study (PBLC Method)	4ml blood	Sodium Heparin	6 days / 2-8°C
2	712	Genomic DNA Extraction (Mini kit)	4ml blood	Sodium Heparin/ACD	6 days / 2-8°C
3	713	Genomic DNA Extraction (Maxi kit)	8ml blood	ACD	6 days / 2-8°C
4	714	CYP1B1 Gene Screening for Congenital Glaucoma	8ml blood	ACD	6 days / 2-8°C
5	715	MYOC Gene Screening for Open Angle Glaucoma	4ml blood	ACD	6 days / 2-8°C
6	720	Others (Specify)	4/8ml blood	Sodium Heparin/ACD	6 days / 2-8°C
7	723	Screening the three Primary mitochondrial mutations for Leber's Hereditary Optic Neuropathy (LHON)	8ml blood	ACD	6 days / 2-8°C
8	725	PAX6 Gene Screening for Aniridia	8ml blood	ACD	6 days / 2-8°C
9	726	RS1 Gene Screening Retinoschisis	8ml blood	ACD	6 days / 2-8°C
10	733	NDP Gene screening for Norrie Disease	8ml blood	ACD	6 days / 2-8°C
11	734	Eye Panel testing using NGS	8ml blood	ACD	6 days / 2-8°C
12	735	Rare disease Panel testing using NGS	8ml blood	ACD	6 days / 2-8°C
13	736	MST (Mutation Specific Test)	8ml blood	ACD	6 days / 2-8°C
14	737	MLPA (Multiplex Ligatiopn Dependent Probe Amplification)	8ml blood	ACD	6 days / 2-8°C
15	738	LHON Gene Screening	8ml blood	ACD	6 days / 2-8°C
16	739	CHM Gene Screening	8ml blood	ACD	6 days / 2-8°C
17	740	Ornithine Amino Transferase (OAT) Gene Screening	8ml blood	ACD	6 days / 2-8°C

Issue No : 3	Issue Date : 28.01.2021	Amend No : 2	Page 74 of 94
Prepared & Issued by: Quality Manager		Approved by: Management Representative	



SPECIMEN ACCEPTANCE & REJECTION CRITERIA FOR – CYTOGENETICS

ACCEPTANCE CRITERIA:

1. It is preferable not to collect the blood sample from patient under chemotherapy, immune-suppressive drugs or affected by immune-suppressive disease and septicemia. Appreciable cytogenetic analysis could not be guaranteed during such time as these conditions lower the mitotic index and culture may get contaminated during the incubation thus hindering the results. Blood samples are accepted from such patients after discontinuation of those medications.
2. It is a random blood collection, 4 ml of blood sample to be collected in sterile sodium heparin vacutainer.
3. Blood sample should be collected without any hemolysis and clot.
4. The details on the patient's name, age, sex, diagnosis, referral doctor and date of collection should be provided along with the sample. Preferably a label that contains all these details should be stuck on the sample tube.
5. The sample should be sent immediately after the collection at room temperature along with the requisition form, also the history of the patient diagnosis should be mentioned.
6. Address to send the sample is as follows,
SN ONGC Department Genetics & Molecular Biology
Sankara Nethralaya
18/41, College Road, Nungambakkam
Chennai - 600006
Ph.: 044-28271616, 28279435
7. Cost for the cytogenetic test payment can be made either by cash at the Register counter (or) by a DD addressed to Medical Research Foundation, payable at Chennai.
8. Analysis request for specific chromosomal region, if any, should be mentioned with the request letter.

Issue No : 3	Issue Date : 28.01.2021	Amend No : 2	Page 75 of 94
Prepared & Issued by: Quality Manager		Approved by: Management Representative	



**SRI NATHIELLA SAMPATHU CHETTY CLINICAL
LABORATORY**
(UNIT OF MEDICAL RESEARCH FOUNDATION)

2021

DIRECTORY OF SERVICES

9. In case of pediatric blood sample, 0.5ml is accepted but if there is any contamination in the blood sample, culture cannot be performed and hence money would be reimbursed accordingly.

REJECTION CRITERIA:

Samples are rejected if:

1. Received with hemolysis and clot.
2. Received more than 2 days from the day of blood collection.
3. Less than 1 ml (except for pediatric blood samples).
4. Not received in room temperature.

Note: Blood is received from other centers if the test is requested from the customer, however, the sample should be received in proper condition as instructed.

Issue No : 3	Issue Date : 28.01.2021	Amend No : 2	Page 76 of 94
Prepared & Issued by: Quality Manager		Approved by: Management Representative	




**SRI NATHELLA SAMPATHU CHETTY CLINICAL
LABORATORY**
(UNIT OF MEDICAL RESEARCH FOUNDATION)

2021

DIRECTORY OF SERVICES

NABL SCOPE OF ACCREDITATION (ISO 15189 : 2012)

Issue No : 3	Issue Date : 28.01.2021	Amend No : 2	Page 77 of 94
Prepared & Issued by: Quality Manager		Approved by: Management Representative	

	SRI NATHELLA SAMPATHU CHETTY CLINICAL LABORATORY (UNIT OF MEDICAL RESEARCH FOUNDATION)	<h1>2021</h1>
	DIRECTORY OF SERVICES	

SCOPE OF ACCREDITATION

Laboratory Name: Sri Nathella Sampathu Chetty Clinical Laboratory (Unit of Medical Research Foundation) 41, College Road, Chennai, Tamil Nadu, India

Accreditation Standard : ISO 15189: 2012

Certificate Number : MC-2342

Validity : 17.10.2019 – 16.10.2021

CLINICAL BIOCHEMISTRY

S.No	Discipline	Materials or Products tested	Component, parameter or characteristic tested / Specific Test Performed / Tests or type of tests performed	Test Method Specification against which tests are performed and / or the techniques / equipment used	%CV
Permanent Facility					
1	CLINICAL BIOCHEMISTRY	Plasma	Glucose	Hexokinase - glucose 6 phosphate dehydrogenase	2.8
2	CLINICAL BIOCHEMISTRY	Plasma / Serum	Cholesterol, Total	CHO/ DEA-HCI/AAP Enzymatic	3.0
3	CLINICAL BIOCHEMISTRY	Plasma / Serum	Alanine Amino Transferase	IFCC with P5P	7.4
4	CLINICAL BIOCHEMISTRY	Plasma / Serum	Aspartic Amino Transferase	IFCC with P5P	4.7
5	CLINICAL BIOCHEMISTRY	Plasma / Serum	Bilirubin, Direct	Modified Diazo	5.7

Issue No : 3	Issue Date : 28.01.2021	Amend No : 2	Page 78 of 94
Prepared & Issued by: Quality Manager		Approved by: Management Representative	



**SRI NATHELLA SAMPATHU CHETTY CLINICAL
LABORATORY**
(UNIT OF MEDICAL RESEARCH FOUNDATION)

2021

DIRECTORY OF SERVICES

6	CLINICAL BIOCHEMISTRY	Plasma / Serum	Bilirubin, Total	Modified Diazo	4.4
7	CLINICAL BIOCHEMISTRY	Plasma / Serum	Calcium, Total	Modified OCPC / End Point	2.3
8	CLINICAL BIOCHEMISTRY	Plasma / Serum	HDL Cholesterol	PEG cholesterol esterase	3.6
9	CLINICAL BIOCHEMISTRY	Plasma / Serum	Potassium	ISE -Direct	1.0
10	CLINICAL BIOCHEMISTRY	Plasma / Serum	Sodium	ISE -Direct	1.0
11	CLINICAL BIOCHEMISTRY	Plasma / Serum	Total Proteins	Modified Biuret	3.1
12	CLINICAL BIOCHEMISTRY	Plasma / Serum	Urea	Urease- GLDH	4.1
13	CLINICAL BIOCHEMISTRY	Plasma / Serum	Chloride	ISE -Direct	1.0
14	CLINICAL BIOCHEMISTRY	Plasma / Serum	Creatinine	ModIFIED Jaffe - Kinetic	3.9
15	CLINICAL BIOCHEMISTRY	Plasma / Serum (Fasting)	Triglyceride	LPL/ GK	2.5

Issue No : 3	Issue Date : 28.01.2021	Amend No : 2	Page 79 of 94
Prepared & Issued by: Quality Manager		Approved by: Management Representative	



**SRI NATHELLA SAMPATHU CHETTY CLINICAL
LABORATORY**
(UNIT OF MEDICAL RESEARCH FOUNDATION)

2021

DIRECTORY OF SERVICES

16	CLINICAL BIOCHEMISTRY	Serum	Angiotensin Converting Enzyme	FAPGG-UV-Kinetic	15.6
17	CLINICAL BIOCHEMISTRY	Plasma / Serum	Albumin	BCP-dye binding method	4.2
18	CLINICAL BIOCHEMISTRY	Plasma / Serum	ALDL	Cholesterol oxidase/Oxidase	3.8
19	CLINICAL BIOCHEMISTRY	Plasma / Serum	Alkaline Phosphatase	PNPP - AMP buffer	6.2
20	CLINICAL BIOCHEMISTRY	Plasma / Serum	Gamma Glutamyl Transferase	(GCNA)- IFCC method	2.0
21	CLINICAL BIOCHEMISTRY	Plasma / Serum	Inorganic Phosphorus	Modified Phosphomolybdate /End point	3.3

CLINICAL PATHOLOGY

22	CLINICAL PATHOLOGY	Stool	Occult Blood or Hemoglobin	Standard Guaiac Method	NA
23	CLINICAL PATHOLOGY	Stool	Stool Routine	Macroscopic / Microscopic	NA
24	CLINICAL PATHOLOGY	Urine	Albumin	Sulpho salicylic Acid Method	NA
25	CLINICAL PATHOLOGY	Urine	Albumin	Reflectance Photometry – Dip stick – Tetrabromphenol blue	NA

Issue No : 3	Issue Date : 28.01.2021	Amend No : 2	Page 80 of 94
Prepared & Issued by: Quality Manager		Approved by: Management Representative	



**SRI NATHELLA SAMPATHU CHETTY CLINICAL
LABORATORY**
(UNIT OF MEDICAL RESEARCH FOUNDATION)

2021

DIRECTORY OF SERVICES

26	CLINICAL PATHOLOGY	Urine	Bile Pigments	Fouchet' s Method	NA
27	CLINICAL PATHOLOGY	Urine	Bile Salts	Hay's test	NA
28	CLINICAL PATHOLOGY	Urine	Bilirubin	Reflectance Photometry – Dip stick – Diazotized dichloroaniline	NA
29	CLINICAL PATHOLOGY	Urine	Glucose	Benedicts qualitative method	NA
30	CLINICAL PATHOLOGY	Urine	Glucose	Reflectance Photometry – Dip stick- Glucose Oxidase/ Peroxidase	NA
31	CLINICAL PATHOLOGY	Urine	Ketones	Rothera's Test	NA
32	CLINICAL PATHOLOGY	Urine	Ketones	Reflectance Photometry – Dip stick - Nitroprusside	NA
33	CLINICAL PATHOLOGY	Urine	Leucocyte	Reflectance Photometry – Dip stick - Esterase	NA
34	CLINICAL PATHOLOGY	Urine	Microscopic examination	Microscopy	NA
35	CLINICAL PATHOLOGY	Urine	Nitrite	Reflectance Photometry – Dip stick – p-arsanilic acid	NA

Issue No : 3	Issue Date : 28.01.2021	Amend No : 2	Page 81 of 94
Prepared & Issued by: Quality Manager		Approved by: Management Representative	



**SRI NATHELLA SAMPATHU CHETTY CLINICAL
LABORATORY**
(UNIT OF MEDICAL RESEARCH FOUNDATION)

2021

DIRECTORY OF SERVICES

36	CLINICAL PATHOLOGY	Urine	Occult Blood or Hemoglobin	Standard Guaiac Method	NA
37	CLINICAL PATHOLOGY	Urine	pH	Reflectance Photometry – Dip stick – Methyl Red and bromothymol blue	NA
38	CLINICAL PATHOLOGY	Urine	Specific Gravity	Reflectance Photometry – Dip stick – Bromthymol blue	NA
39	CLINICAL PATHOLOGY	Urine	Urobilinogen	Ehrlich - Aldehyde method	NA
40	CLINICAL PATHOLOGY	Urine	Urobilinogen	Reflectance Photometry – Dip stick – Ehrlich Reaction	NA

CYTOPATHOLOGY

41	CYTOPATHOLOGY	Aspirates-Aqueous aspirate, Vitreous aspirate, Sub retinal fluid and Other aspirates	Cytological exam	As per sop light microscopy with interpretation	NA
42	CYTOPATHOLOGY	IOL Cytology	Cytological exam	As per sop light microscopy with interpretation	NA
43	CYTOPATHOLOGY	Smear cytology – lid, cornea, conjunctiva	Impression smear preparation and cytologic examination	As per sop light microscopy with interpretation	NA

Issue No : 3	Issue Date : 28.01.2021	Amend No : 2	Page 82 of 94
Prepared & Issued by: Quality Manager		Approved by: Management Representative	



HAEMATOLOGY

44	HAEMATOLOGY	K2 EDTA Whole Blood	Absolute Basophil Count	Calculated	101.5
45	HAEMATOLOGY	K2 EDTA Whole Blood	Basophils	VCSn technology/ Microscopy/ Leishman Stain	67.1
46	HAEMATOLOGY	K2 EDTA Whole Blood	Blood Grouping & Rh	Tube Agglutination & Column Agglutination Method (Reverse & Forward)	NA
47	HAEMATOLOGY	K2 EDTA Whole Blood	Haematocrit	Calculated	1.8
48	HAEMATOLOGY	K2 EDTA Whole Blood	Platelet Count	Electrical Impedance	3.0
49	HAEMATOLOGY	K2 EDTA Whole Blood	Red Blood Cell (RBC) count	Electrical Impedance	1.2
50	HAEMATOLOGY	K2 EDTA Whole Blood	Red blood Cell Indices MCH	Derivation	1.1
51	HAEMATOLOGY	K2 EDTA Whole Blood	Red blood Cell Indices MCHC	calculated	2.0
52	HAEMATOLOGY	K2 EDTA Whole Blood	Red blood Cell Indices MCV	Electrical Impedance	1.1
53	HAEMATOLOGY	K2 EDTA Whole Blood	Red Cell Distribution width (RDW)	Derivation	1.6
54	HAEMATOLOGY	K2 EDTA Whole Blood	Reticulocyte Count	VCSn/ Microscopy/ New Methylene Blue stain	7.9

Issue No : 3	Issue Date : 28.01.2021	Amend No : 2	Page 83 of 94
Prepared & Issued by: Quality Manager		Approved by: Management Representative	



**SRI NATHELLA SAMPATHU CHETTY CLINICAL
LABORATORY**
(UNIT OF MEDICAL RESEARCH FOUNDATION)

2021

DIRECTORY OF SERVICES

55	HAEMATOLOGY	K2 EDTA Whole Blood	Total White Blood Cell Count	Electrical Impedance	1.8
56	HAEMATOLOGY	Citrated Blood	Wet mount preparation for MF	Microscopy/1% Methylene blue	NA
57	HAEMATOLOGY	Citrated plasma (3.2% Sodium Citrate Vacutainer tube)	Activated Partial Thromboplastin Time (APTT)	Clotting – Nephelometry	3.2
58	HAEMATOLOGY	Citrated plasma (3.2% Sodium Citrate Vacutainer tube)	Prothrombin Time (PT)	Clotting – Nephelometry	4.0
59	HAEMATOLOGY	Citrated whole blood (4NC)(Pro-evacuated plexiglass tubes)	Erythrocyte Sedimentation Rate (ESR)	Automated Sedimentation	12.2
60	HAEMATOLOGY	K2 EDTA Whole Blood	Absolute Eosinophil Count	Calculated	14.4
61	HAEMATOLOGY	K2 EDTA Whole Blood	Absolute Lymphocyte Count	Calculated	3.4
62	HAEMATOLOGY	K2 EDTA Whole Blood	Absolute Monocyte Count	calculated	9.4
63	HAEMATOLOGY	K2 EDTA Whole Blood	Absolute Neutrophil Count	calculated	2.4
64	HAEMATOLOGY	K2 EDTA Whole Blood	Eosinophils	VCSn technology/Microscopy/Leishman Stain	13.8

Issue No : 3	Issue Date : 28.01.2021	Amend No : 2	Page 84 of 94
Prepared & Issued by: Quality Manager		Approved by: Management Representative	



**SRI NATHELLA SAMPATHU CHETTY CLINICAL
LABORATORY**
(UNIT OF MEDICAL RESEARCH FOUNDATION)

2021

DIRECTORY OF SERVICES

65	HAEMATOLOGY	K2 EDTA Whole Blood	Hemoglobin	Cell Counter – Photometry Non cyanide Hemoglobin Method	0.6
66	HAEMATOLOGY	K2 EDTA Whole Blood	Lymphocytes	VCSn technolog/ Microscopy/ Leishman Stain	3.4
67	HAEMATOLOGY	K2 EDTA Whole Blood	Monocytes	VCSn technolog/ Microscopy/ Leishman Stain	7.6
68	HAEMATOLOGY	K2 EDTA Whole Blood	Neutrophils	VCSn technolog/Microscopy/ Leishman Stain	2.4
69	HAEMATOLOGY	K2 EDTA Whole Blood	Peripheral Smear Study	Microscopy/ Leishman Stain	NA
70	HAEMATOLOGY	K2 EDTA Whole Blood	Sickle cells	Microscopy/ Sodium Meta bi Sulfite	NA
71	HAEMATOLOGY	K2 EDTA Whole Blood	Smear for MP	Microscopy/ Leishmann's stain/ Giemsa stain/ Card method	NA
72	HAEMATOLOGY	Thick wet mount preparation	Smear for MF	Microscopy/1% Methylene blue	NA

HISTOPATHOLOGY

73	HISTOPATHOLOGY	Cell block	Processing, microtomy, H&E staining (conventional)	As per sop light microscopy with interpretation.	NA
74	HISTOPATHOLOGY	Frozen section (Ocular tissues)	Grossing, Processing, crysectioning, staining, (H&E) (Conventional)	As per sop light microscopy with interpretation.	NA

Issue No : 3	Issue Date : 28.01.2021	Amend No : 2	Page 85 of 94
Prepared & Issued by: Quality Manager		Approved by: Management Representative	



**SRI NATHELLA SAMPATHU CHETTY CLINICAL
LABORATORY**
(UNIT OF MEDICAL RESEARCH FOUNDATION)

2021

DIRECTORY OF SERVICES

75	HISTOPATHOLOGY	Large sized specimens (>20mm) (Ocular tissues)	Grossing, Processing, paraffin embedding, microtomy, H&E staining conventional	As per sop light microscopy with interpretation.	NA
76	HISTOPATHOLOGY	Medium Sized specimens (10mm) (Ocular tissues)	Grossing, Processing, paraffin embedding, microtomy, H&E staining conventional	As per sop light microscopy with interpretation.	NA
77	HISTOPATHOLOGY	Ocular tissues, Paraffin blocks, Unstained slides	Acid fast bacilli	As per sop light microscopy with interpretation	NA
78	HISTOPATHOLOGY	Ocular tissues, Paraffin blocks, Unstained slides	Alcian blue (pH 2.5)	As per sop light microscopy with interpretation.	NA
79	HISTOPATHOLOGY	Ocular tissues, Paraffin blocks, Unstained slides	Alizarin Red	As per sop light microscopy with interpretation	NA
80	HISTOPATHOLOGY	Ocular tissues, Paraffin blocks, Unstained slides	Bleaching	As per sop light microscopy with interpretation	NA
81	HISTOPATHOLOGY	Ocular tissues, Paraffin blocks, Unstained slides	Congo red (Benhold's method)	As per sop light microscopy with interpretation.	NA
82	HISTOPATHOLOGY	Ocular tissues, Paraffin blocks, Unstained slides	Gomoris one step Trichrome	As per sop light microscopy with interpretation.	NA
83	HISTOPATHOLOGY	Ocular tissues, Paraffin blocks, Unstained slides	Grams (Brown-Hopps method)	As per sop light microscopy with interpretation	NA
84	HISTOPATHOLOGY	Ocular tissues, Paraffin blocks, Unstained slides	Grocott's methanamine silver nitrate (GMS)	As per sop light microscopy with interpretation	NA

Issue No : 3	Issue Date : 28.01.2021	Amend No : 2	Page 86 of 94
Prepared & Issued by: Quality Manager		Approved by: Management Representative	



**SRI NATHELLA SAMPATHU CHETTY CLINICAL
LABORATORY**
(UNIT OF MEDICAL RESEARCH FOUNDATION)

2021

DIRECTORY OF SERVICES

85	HISTOPATHOLOGY	Ocular tissues, Paraffin blocks, Unstained slides	Periodic acid Schiff stain	As per sop light microscopy with interpretation.	NA
86	HISTOPATHOLOGY	Ocular tissues, Paraffin blocks, Unstained slides	Perl's iron	As per sop light microscopy with interpretation	NA
87	HISTOPATHOLOGY	Small sized specimens (3mm- 5mm)(Ocular tissues)	Grossing, Processing, paraffin embedding, microtomy, H&E staining conventional	As per sop light microscopy with interpretation	NA

MICROBIOLOGY & INFECTIOUS DISEASE SEROLOGY

88	MICROBIOLOGY & INFECTIOUS DISEASE SEROLOGY	Any clinical specimen / Tissue biopsy / body fluids other than blood received for bacterial investigations	Bacterial Culture & Sensitivity	Culture –Aerobic/ Anaerobic Sensitivity for Aerobic bacteria- Disc diffusion method	NA
89	MICROBIOLOGY & INFECTIOUS DISEASE SEROLOGY	Serum	Antibodies to HIV – 1 & 2	Immunochromatography method	NA
90	MICROBIOLOGY & INFECTIOUS DISEASE SEROLOGY	Serum	Antibodies to Myelin oligodentrocyte glycoprotein (MOG)	Indirect Immuno fluorescence	NA
91	MICROBIOLOGY & INFECTIOUS DISEASE SEROLOGY	Serum	Antibodies to HCV	ELISA	8.8

Issue No : 3	Issue Date : 28.01.2021	Amend No : 2	Page 87 of 94
Prepared & Issued by: Quality Manager		Approved by: Management Representative	



**SRI NATHELLA SAMPATHU CHETTY CLINICAL
LABORATORY**
(UNIT OF MEDICAL RESEARCH FOUNDATION)

2021

DIRECTORY OF SERVICES

92	MICROBIOLOGY & INFECTIOUS DISEASE SEROLOGY	Serum	Antibodies to HIV – 1 & 2, HIV-1 p24 Antigen	ELISA	9.5
93	MICROBIOLOGY & INFECTIOUS DISEASE SEROLOGY	Serum	Anti HBs antibodies	ELISA	11.9
94	MICROBIOLOGY & INFECTIOUS DISEASE SEROLOGY	Serum	Antinuclear antibody	ELISA	9.6
95	MICROBIOLOGY & INFECTIOUS DISEASE SEROLOGY	Serum	C-Reactive Protein(CRP)	Nephelometry	3.1
96	MICROBIOLOGY & INFECTIOUS DISEASE SEROLOGY	Serum	Rheumatoid arthritis factor (RA factor)	Nephelometry	3.8
97	MICROBIOLOGY & INFECTIOUS DISEASE SEROLOGY	Any clinical specimen / Tissue biopsy / body fluids received for Acanthamoeba and cytological investigations	Giemsa stain	Manual/Microscopy	NA
98	MICROBIOLOGY & INFECTIOUS DISEASE SEROLOGY	Any clinical specimen / Tissue biopsy / body fluids received for bacterial investigations	AFB stain	Ziehl Neelsen stain/ Manual / Microscopy	NA

Issue No : 3	Issue Date : 28.01.2021	Amend No : 2	Page 88 of 94
Prepared & Issued by: Quality Manager		Approved by: Management Representative	



**SRI NATHELLA SAMPATHU CHETTY CLINICAL
LABORATORY**
(UNIT OF MEDICAL RESEARCH FOUNDATION)

2021

DIRECTORY OF SERVICES

99	MICROBIOLOGY & INFECTIOUS DISEASE SEROLOGY	Any clinical specimen / Tissue biopsy / body fluids received for bacterial investigations	Gram's stain	Manual/Microscopy	NA
100	MICROBIOLOGY & INFECTIOUS DISEASE SEROLOGY	Any clinical specimen / Tissue biopsy / body fluids received for fungal investigation	Fungal Culture	Culture Aerobic	NA
101	MICROBIOLOGY & INFECTIOUS DISEASE SEROLOGY	Any clinical specimen / Tissue biopsy / body fluids received for Fungal/ Acanthamoeba investigations	KOH-Calcofluor white stain	Fluorescence stain/ Manual/Microscopy	NA
102	MICROBIOLOGY & INFECTIOUS DISEASE SEROLOGY	Corneal scraping/ Corneal biopsy/ Contact lens solution for Acanthamoeba culture	Acanthamoeba culture	Non-nutrient agar over laid with Escherichia coli	NA
103	MICROBIOLOGY & INFECTIOUS DISEASE SEROLOGY	Serum	Antibodies against specific antigen -ds DNA, Histones, ribosomal, P-proteins , nRNP / Sm, SS-A, SS-B, Scl-70	ELISA	NA
104	MICROBIOLOGY & INFECTIOUS DISEASE SEROLOGY	Serum	Antibodies Aquaporin - 4 (NMO)	Indirect Immuno fluorescence	NA

Issue No : 3	Issue Date : 28.01.2021	Amend No : 2	Page 89 of 94
Prepared & Issued by: Quality Manager		Approved by: Management Representative	



**SRI NATHIELLA SAMPATHU CHETTY CLINICAL
LABORATORY**
(UNIT OF MEDICAL RESEARCH FOUNDATION)

2021

DIRECTORY OF SERVICES

105	MICROBIOLOGY & INFECTIOUS DISEASE SEROLOGY	Serum	Antibodies to Brucella	Tube agglutination	NA
106	MICROBIOLOGY & INFECTIOUS DISEASE SEROLOGY	Serum	Antibodies to HCV	Immuno-filtration method	NA
107	MICROBIOLOGY & INFECTIOUS DISEASE SEROLOGY	Serum	Antibodies to HIV – 1 & 2	Rapid Immuno Concentration Method	NA
108	MICROBIOLOGY & INFECTIOUS DISEASE SEROLOGY	Serum	Antibodies to HIV – 1 & 2	Western Blot	NA
109	MICROBIOLOGY & INFECTIOUS DISEASE SEROLOGY	Serum	Antinuclear antibody	Indirect Immuno fluorescence	NA
110	MICROBIOLOGY & INFECTIOUS DISEASE SEROLOGY	Serum	HBs Ag	Immuno filtration/ Immunochromatography	NA
111	MICROBIOLOGY & INFECTIOUS DISEASE SEROLOGY	Serum	HBsAg	ELISA	7.8
112	MICROBIOLOGY & INFECTIOUS DISEASE SEROLOGY	Serum	IgG antibodies to cANCA (Proteinase3)	ELISA	10.9

Issue No : 3	Issue Date : 28.01.2021	Amend No : 2	Page 90 of 94
Prepared & Issued by: Quality Manager		Approved by: Management Representative	



**SRI NATHELLA SAMPATHU CHETTY CLINICAL
LABORATORY**
(UNIT OF MEDICAL RESEARCH FOUNDATION)

2021

DIRECTORY OF SERVICES

113	MICROBIOLOGY & INFECTIOUS DISEASE SEROLOGY	Serum	IgG antibodies to pANCA (Myeloperoxidase)	ELISA	10.2
114	MICROBIOLOGY & INFECTIOUS DISEASE SEROLOGY	Serum	Rapid plasma Reagin (RPR)	Slide flocculation	NA
115	MICROBIOLOGY & INFECTIOUS DISEASE SEROLOGY	Serum	Treponema pallidum Hemagglutination (TPHA)	Micro haemagglutination	NA

Issue No : 3	Issue Date : 28.01.2021	Amend No : 2	Page 91 of 94
Prepared & Issued by: Quality Manager		Approved by: Management Representative	



**SRI NATHELLA SAMPATHU CHETTY CLINICAL
LABORATORY**
(UNIT OF MEDICAL RESEARCH FOUNDATION)

2021

DIRECTORY OF SERVICES



**National Accreditation Board for
Testing and Calibration Laboratories**
(A Constituent Board of Quality Council of India)



CERTIFICATE OF ACCREDITATION

**SRI NATHELLA SAMPATHU CHETTY CLINICAL
LABORATORY (UNIT OF MEDICAL RESEARCH
FOUNDATION)**

has been assessed and accredited in accordance with the standard

ISO 15189:2012

**"Medical laboratories - Requirements for quality and
competence"**

for its facilities at

41, COLLEGE ROAD, CHENNAI, TAMIL NADU, INDIA

in the field of

Medical Testing


Certificate Number: MC-2342

Issue Date: 17/10/2019

Valid Until: 16/10/2021

This certificate remains valid for the Scope of Accreditation as specified in the annexure subject to continued satisfactory compliance to the above standard & the relevant requirements of NABL.
(To see the scope of accreditation of this laboratory, you may also visit NABL website www.nabl-india.org)

Signed for and on behalf of NABL



N. Venkateswaran
Chief Executive Officer

Issue No : 3	Issue Date : 28.01.2021	Amend No : 2	Page 92 of 94
Prepared & Issued by: Quality Manager		Approved by: Management Representative	



**SRI NATHELLA SAMPATHU CHETTY CLINICAL
LABORATORY**
(UNIT OF MEDICAL RESEARCH FOUNDATION)

2021

DIRECTORY OF SERVICES



**National Accreditation Board for
Testing and Calibration Laboratories**
(A Constituent Board of Quality Council of India)



RECOGNISED SAMPLE COLLECTION CENTRE/FACILITY

Laboratory Sri Nathella Sampathu Chetty Clinical Laboratory (Unit of Medical Research Foundation), 41, College Road, Chennai, Tamil Nadu
Certificate Number MC-2342 **Page 1 of 1**
Validity 17.10.2019 to 16.10.2021 **Last Amended on** -

Sl.	ID of Sample Collection Centre/ Facility	Name of Sample Collection Centre/ Facility	Address of Sample Collection Centre/ Facility
1.	SCF 0001653	SNSC Collection Centre, Pycrofts Garden Road	21, Pycrofts Garden Road, Chennai – 600006, Tamil Nadu

Jayeeta Majumdar
Jayeeta Majumdar
 Convenor

Ritu
Ritu Kulshrestha
 Program Manager

Issue No : 3	Issue Date : 28.01.2021	Amend No : 2	Page 93 of 94
Prepared & Issued by: Quality Manager		Approved by: Management Representative	



**SRI NATHELLA SAMPATHU CHETTY CLINICAL
LABORATORY**
(UNIT OF MEDICAL RESEARCH FOUNDATION)

2021

DIRECTORY OF SERVICES

**NABL EXTENDED
SCOPE OF
ACCREDITATION
(ISO 15189 : 2012)
VALIDITY
(ONE YEAR)
17.10.2021 – 16.10.2022**

Issue No : 3	Issue Date : 28.01.2021	Amend No : 2	Page 94 of 94
Prepared & Issued by: Quality Manager		Approved by: Management Representative	